



Arborist Associates Ltd

94 Ballybawn Cottages, Enniskerry, Co. Wicklow

Tel: 2742011
Mobile: 087-2629589
Email: arborist@eircom.net

Ref: BSDK08679

3rd September 2021

For the Attention of Mr. Ronan MacDiarmada

Ronan MacDiarmada & Associates Ltd.
Gort Na Si,
Main Street
Newcastle
Co. Dublin

Dear Mr. MacDiarmada,

Re: An Arboricultural Assessment on Lands at 'Boherboy', Saggart, Co. Dublin

I have carried out my assessment of the tree and hedge vegetation on the above site area as requested and have reviewed the proposed development layout and am pleased to submit my report.

If you require further information please do not hesitate to contact us, and we will do our best to be of assistance.

Yours sincerely,
For Arborist Associates Ltd.

Felím Sheridan

Felím Sheridan
NCH, Nat. Dip., RFS Dip. & F. Arbor. A in Arboriculture.

Felím Sheridan's qualifications:

National certificate Horticulture (NCH), National diploma Arboriculture (ND), Professional diploma Arboriculture (RFS) and Fellow of the Arboricultural Association (F. Arbor. A).

Arborist Associates Ltd.

An Arboricultural Assessment on Lands at 'Boherboy', Saggart, Co. Dublin

Prepared for: Sills Ltd. (Planning Applicant)

**Prepared by: Felim Sheridan (NCH, Nat. Dip, RFS Dip. & F. Arbor.A in
Arboriculture)**

Date: 3rd September 2021

94 Ballybawn Cottages, Enniskerry, Co. Wicklow.

**Tel: 2742011
Mobile: 087 2629589
Email arborist@eircom.net**

1.0 Introduction

- 1.1 This report has been prepared by Mr. Felim Sheridan who is the director of Arborist Associates Ltd, and has over twenty five years experience in arboriculture ranging from carrying out tree surgery works to consultancy and holds a Professional diploma in Arboriculture (RFS), a National diploma Arboriculture (ND) and National certificate Horticulture (NCH) and is also obtained a Fellowship Status of the Arboricultural Association (F. Arbor.)
- 1.2 I have been instructed by Sills Ltd (planning applicant) to assess the tree and hedge vegetation located on lands at 'Boherboy', Saggart, Co. Dublin and to report on the following:
- A -** To assess the present condition of the tree and hedge vegetation within this site area. See 'Appendix 2' for detail of my findings and 'Drawing No.BBS001' which I have prepared as a constraints drawing to aid the design team.
 - B -** To assess the impact of the proposed development layout on the tree and hedge vegetation located within the site area indicating those for removal and retention. See 'Section 5.0' of this report and 'Drawing No.BBS002' for detail.
 - C -** To show on this drawing the position of the line of protective fencing that needs to be erected and other tree protection measures that will need to be put in place around the tree and hedge vegetation to be retained at the very start of the works and be maintained until all construction works are complete. See 'Section 6.0' of this report and 'Drawing No. BBS002'for detail.
- 1.3 Our Arboricultural Report, Tree Constraints Plan and Tree Protection Plan have been prepared in accordance with the recommendations of British Standard "BS5837:2012 – Trees in relation to design, demolition and construction – Recommendations". As part of our arboricultural assessment, we have consulted with the design team and in particular with the project architects, engineers and landscape architects and have used elements of their drawings to prepare our tree protection plan. The following two drawings have been prepared by us and have been referred to throughout this report:
- Drawing No.BBS001 – Tree Constraints Plan
 - Drawing No.BBS002 – Tree Protection Plan

2.0 Report Limitations

- 2.1 The inspection has been carried out from ground level only and is a preliminary report. It does not include climbing inspections or below ground investigations. Should a more detailed inspection be thought necessary on any tree/s, then this will be highlighted within my recommendations.
- 2.2 The assessment is based on what was visible at the time and recommendations made are subject to the knowledge and expertise of the qualified Arboriculturist that carried out the above inspections.
- 2.3 Trees should be inspected on a regular basis as their health and condition can change rapidly due to biotic and abiotic agents. The recommendations within this report are valid for a 12-month period only and this may be reduced in the case of any change in conditions to or in the proximity of the trees.

- 2.4 Before undertaking any work to these trees, it would be advisable to check whether any planning or tree preservation controls are in operation. If they are it will be necessary to obtain consent before undertaking any works (pruning or felling). It may also be necessary to apply for a felling license for the felling of any trees in order to comply with the Forestry Act 2014 and the Wildlife (Amendment) Act 2000 should also be taken into consideration when planning to carry out any works.

3.0 Survey Methodology

- 3.1 The Arboricultural data which is presented within the attached tree schedule (see Appendix 2), has been recorded in line with BS 5837:2012. The tree survey was conducted by collecting and assessing the following information on all significant trees located on site.
- Tree Number (metal tags attached to each tree).
 - Tree species both common and botanical.
 - Dimensions (Trunk diameter, height, crown spread and crown clearance).
 - Age Class
 - Physiological Condition
 - Structural Condition
 - Preliminary Recommendations
 - Estimated remaining contribution within their present environment
 - Retention category
- 3.2 Each tree included within this assessment has been marked with a small aluminum tag with a reference number that relates to the main condition report. They are attached to the trees at a height of 1.5- 2m from ground level and are orientated in such a way to assist in their relocation. The groups, belts, lines of trees and hedges have been numbered numerically.
- 3.3 The inspection of the trees involves a visual assessment from ground level only and does not include any invasive means of assessing the trees internally, their below ground parts or the aerial parts that are not visible from the ground. Good, fair and poor have been used to summarize the physiological and structural conditions of these trees with the comments giving more detail. Other items that may limit the assessment of a tree included ivy cover, scrub vegetation and/or basal suckers.
- 3.4 Their retention category has been assessed and categorized according to their quality and value within the existing context (BS-4.5), and not in conjunction with any proposed development plans. In making this assessment, particular consideration was given to:
- Arboricultural Value** – An assessment of the trees health, structural form, life expectancy, species and its physical contribution to or affects on other features located on site.
- Landscape Value** – An assessment of a trees locality including its contributions to other features as well as to the site as a whole.
- Cultural Value** – Additional contributions made such as conservation, historical or commemorative value.
- 3.5 The trees have been divided into one of the following categories, in accordance with the cascade chart illustrated in Table 1 of BS 5837:2012. The classification process begins by determining whether the tree falls within the (U) category, if not then the

process will continue by assuming that all trees are considered according to the criteria for inclusion in the high category (A). Trees that do not meet these strict criteria will then be considered in light of the criteria for inclusion in the moderate category (B) and failing this, they will be allocated a low category (C).

The following summarizes each of the categories:

Category U - Those trees in such a condition that any existing value would be lost within 10 years. Most of these will be recommended for removal for reasons of sound Arboricultural practice/ management.

These category 'U' trees have been identified on our drawings (Nos.BBS001 & BBS002) with a 'Red' donut around their trunk positions. Due to the condition of these trees, they should not be considered a constraint on the design layout of the proposed development of this site area.

Category A - Trees of high quality/value with a minimum of 40 years life expectancy.

These category 'A' trees have been identified on our drawings (Nos.BBS001 & BBS002) with a 'Green' donut around their trunk positions.

Category B - Trees of moderate quality/value with a minimum of 20 years life expectancy.

These trees have been identified on our drawings (Nos.BBS001 & BBS002) with a 'Blue' donut around their trunk positions. These trees would be seen as having the potential to contribute to the tree cover of these grounds for the medium-term.

Category C - Trees of low quality/value with a minimum of 10 years life expectancy.

These have been identified on our drawings (Nos.BBS001 & BBS002) with a 'Grey' donut around their trunk positions. These trees would be seen as having the potential to provide tree cover for the short to medium term and consists of trees of all age classes from young to mature.

- 3.6 The trees have been plotted onto the attached drawing (DWG. No.BBS001) by a land survey company and where not, they have been positioned to the best of our ability and their positions should be checked by a land survey company. The tree reference numbers referred to in the condition tree report have been shown on this drawing along with their crown spreads and their retention category colour coded as recommended by BS 5837 2012.

The constraints for each tree were worked out as per the formulas in BS5837 2012 and have been shown on this drawing using an 'Orange Circle' to aid the design team in their final development layout to ensure tree vegetation proposed for retention is retained successfully. The Root Protection Area (RPA) is the minimum area around individual trees to be protected from disturbance during construction works and is usually expressed as a radius in metres measured from the tree stem. The RPA for each tree is plotted on the Tree Constraints Plan (No.BBS001); any deviation in the

RPA from the original circular plot takes account of the following factors whilst still providing adequate protection for the root system:

- a) The morphology and disposition of the roots, when influenced by past or existing site conditions (e.g. the presence of roads, structures, open drainage ditches and underground apparatus);
- b) Topography and drainage;
- c) The soil type and structure;
- d) The likely tolerance of the tree to root disturbance or damage, based on factors such as species, age, condition and past management.

4.0 Summary of Survey Findings

- 4.1 The assessment of the tree and hedge vegetation was reviewed in late August 2021 and our report has been updated with any changes since our last assessment carried out in June 2020. The main change on the condition of the trees within this site area is that it is now becoming evident that many of the Ash trees are infected by Ash Dieback (*Hymenoscyphus fraxineus*) with those most affected containing a lot of deadwood sections and it is likely that this disease will result in the demise of some of these trees, and that they will need to be removed or cut/coppiced into the hedge as part of management as their condition deteriorates.
- 4.2 This site area is located on the northern side of the public road (N82) and consists of two large rectangular shaped fields running from south to north. The lands slope from their highest points along the southern boundary to their lowest along the northern boundary. Inside the southern boundary is a derelict house and farmyard.



Google map shows this site area shaded orange for identification purposes.

- 4.3 Both fields are currently being managed under grass (grazing). This plot of land is bordered on the northern and eastern sides by lands that have already been developed for residential use, on the southern side by the public road (N82) and on the western side by more fields in agricultural use.
- 4.4 The two large fields are divided from one another by a typical agricultural type hedgerow 'Hedge No.3' for this area, (as identified on our tree Constraints Plan – DWG No.BBS001) with similar type hedges extending around the perimeter of both fields. The hedgerows have been planted on hedgerow banks on the side of open wet drainage ditches which help to drain these lands. The hedgerows are predominantly Hawthorn, Blackthorn and Elder with some pockets of Holly, Privet and Hazel with a dense undergrowth of Bramble and Dogrose.

The hedgerows in the past have received maintenance to contain their size, but for some time had been allowed to grow unmanaged with scrub vegetation such as Bramble and Blackthorn in some places encroaching out from the hedge lines creating broad hedges, and in recent years they have received cutting again to bring them back into management. The perimeter hedges have had the site sides cut (breasted) to reduce their overhang, while the central hedge line has had its sides and top cut. This cutting has encouraged lower growth development and has helped to improve the structure and stock proof qualities of these hedges. Without cutting, hedges are inclined to grow up tall losing their lower vegetation and stock proof quality, so they are better cut regularly in order to maintain their structure and quality.

- 4.5 The trees within this site area are growing out of these hedgerows and mainly consist of Ash with some Sycamore and Beech. These range in age from young seedlings to mature trees that protrude above the hedge lines. As a result of the trees growing on the side of open drainage ditches which are wet, it would be expected that the bulk of their roots have been restricted from extending beyond these open wet ditches and are contained within the hedgerow bank and are extending out onto the land away from the ditches.

The trees range from a small size having been cut /coppiced into the hedge during past management where they now form part of the hedgerow canopy bulking while others are of a mature age class which tower over the height of the hedges.

- 4.6 Within the site area, 144No.trees were tagged individually with 3No.trees and 5 No. hedges numbered numerically. The following table gives a breakdown of the category grading allocated to this vegetation in accordance with the category grading system of BS 5837 2012:

Category Grade	Tree Nos.
Category U 23 Trees	Tree Nos. 1679, 1680, 1681, 1682, 1683, 1687, 1695, 1696, 1697, 1698, 1699, 0004, 0005, 0006, 0061, 0062, 0064, 0066, 0067, 0071, 0072, 0075 & 0165.
Category A 0 Trees	No Trees
Category B 35 Trees	Tree Nos. 0001, 0039, 0042, 0045, 0046, 0047, 0048, 0050, 0051, 0053, 0054, 0057, 0058, 0059, 0060, 0076, 0096, 0097, 0098, 0099, 0100, 0149, 0150, 0151, 0152, 0153, 0154, 0155, 0156, 0157, 0158, 0160, 0163, 0164 & 0168
Category C 89 Trees + 1 Tree Group + 5 Hedges	Tree Nos. 1684, 1685, 1686, 1688, 1689, 1690, 1691, 1692, 1693, 1694, 0002, 0003, 0007, 0008, 0009, 0010, 0011, 0012, 0013, 0014, 0015, 0016, 0017, 0018, 0019, 0020, 0021, 0022, 0023, 0024, 0025, 0026, 0027, 0028, 0029, 0030, 0031, 0032, 0033, 0034, 0035, 0036, 0037, 0038, 0040, 0041, 0043, 0044, 0049, 0052, 0055, 0056, 0063, 0065, 0068, 0069, 0070, 0073, 0074, 0077, 0078, 0079, 0080, 0081, 0082, 0083, 0084, 0085, 0086, 0087, 0088, 0089, 0090, 0091, 0092, 0093, 0094, 0095, 0159, 0161, 0162, 0166, 0167, 0169, 0170 & 0171 Tree No's: 1, 2 & 3 Tree Group No:1 Hedge Nos. 1a, 1b, 1c, 2, 3, 4, 5a, 5b & 5c.
Total	147 Trees + 1 Tree Group +5 Hedges

5.0.0 Arboricultural Implication Study

5.1.0 Introduction

- 5.1.1 This section of the document is designed to assess the impact of the proposed development layout on the tree and hedge vegetation within this site area at 'Boherboy', Saggart, Co. Dublin and to look at the necessary measures that will need to be undertaken to help retain this vegetation shown for retention free from adverse impacts for the duration of the construction period.
- 5.1.2 It is proposed to develop these lands for a new residential development and it will be necessary to allow for infrastructural works such as services. On drawing No. BBS002, I have shown the tree vegetation for removal due to the proposed development and condition/management with 'Red Hatched' crown spreads and those to be retained with a 'Green Hatched' crown spread.
- 5.1.3 On this drawing (No.BBS002), I have also shown the position of any necessary tree protection measures in order to protect the root zone of the tree and hedge vegetation being retained within the vicinity of where the construction works will occur. These work exclusion zones are shown on this drawing using 'Orange Hatching' and these areas will need to be cordoned off by the erection of fencing or other means at the start of the works and this will need to be maintained in place until all works are completed. This fencing is to protect the root zone of the trees and to ensure their successful integration into the development of this site area.
- 5.1.4 The comments made within this impact assessment study are based on my understanding of the proposed development and what is required to allow for its construction.

5.2.0 Design Rational

- 5.2.1 The current site layout has been finalized and modified based on the information provided by us in the initial condition tree assessment on the site area and the creation of the tree constraints plan (DWG No.BBS001). Based on this information, changes have been made to the layout to ensure that the trees of most value to the treescape of this area are retained and incorporated successfully into the completed development.
- 5.2.2 This approach in the development of this site area has seen a large proportion of the tree and hedge vegetation being retained, in particular around the perimeter of the site area where it will help screen and blend the proposed development into the surrounding area. In the design layout, every effort has also been made to retain as much of the central hedgerow (No.3) and the trees within as possible while allowing the lands on either side to be developed to their full potential.
- 5.2.3 This retained tree and hedge vegetation will be augmented and bulked up with new tree, shrub and hedge planting which will complement the completed landscaped development and will help to create good quality long-term sustainable tree cover within this area. See the landscape drawings and schedules prepared by Ronan MacDiarmada & Associates Ltd for further detail on the planting and landscaping.

5.3.0 Impact Assessment

5.3.1 Tree and Hedge Loss:

To facilitate the proposed development, it will be necessary to remove the following vegetation:

Category Grade	No. of trees for removal
Category U 23 Trees	Tree Nos. 1679, 1680, 1681, 1682, 1683, 1687, 1695, 1696, 1697, 1698, 1699, 0004, 0005, 0006, 0061, 0062, 0064, 0066, 0067, 0071, 0072, 0075 & 0165 These trees will need to be removed as part of management, either now or in the short-term due to their condition physiologically and/or structurally.
Category A 0 Trees	No Trees --
Category B 7 Trees	Tree Nos. 0042, 0050, 0051, 0058, 0059, 0060 & 0076.
Category C 40 Trees + 1 Full Hedge + c. 275 linear meters of other hedge sections.	Tree Nos. 1984, 1685, 1686, 1688, 1689, 1690, 1691, 1692, 1693, 1694, 0034, 0035, 0038, 0043, 0044, 0063, 0065, 0068, 0069, 0070, 0073, 0074, 0077, 0078, 0079, 0080, 0081, 0082, 0083, 0084, 0085, 0086, 0087, 0088, 0089, 0090, 0091, 0092, 0093 & 0094. Hedge No.1 – c.36m (4No. sections - c.20m + c.5m + c.5m + c.6m) Hedge No.2 – c.12m (1No. section) Hedge No.3 – c.233m (9No. sections - 110m+5m+31m+18m+9m+5m+15m+5m+35m). Hedge No.4 (entire hedge =c.300m)

5.3.2 **In summary**, 70 (47.6%) of the 147No. individually tagged trees included within this assessment area along with 1No. full hedge (c.300m) plus c.281 linear meters of 13No. other hedge sections of varying sizes will need to be removed to facilitate the proposed development works on this site area or as part of management. So in total, c.581m (23.3%) of hedging from a total of 2,467 linear meters of hedging will need to be removed to facilitate the proposed development on these lands.

The 70No.Trees for removal are made up of the following category grades:

- 23No. **category 'U'** trees =100%
- 0No. **category 'A'** trees =0%
- 7No. **category 'B'** trees =20%
- 40No. **category 'C'** trees =44.9%

5.3.3 The loss of the above tree and hedge vegetation is to be mitigated against within the landscaping of this completed development with new tree, shrub and hedge planting that will complement the development and help provide

good quality and suitable long-term tree cover. See the landscape drawings and schedules prepared by Ronan MacDiarmada & Associates Ltd for further detail on the planting and landscaping.

A range of tree sizes are proposed within the landscape ranging from whips to semi-mature trees and as these establish and grow in size, they will be continuously mitigating any negative impacts created in the first place and will enhance and secure the treescape of this area into the future.

- 5.3.4 As part of the management of the trees being retained, it will be necessary to carry out remedial tree surgery works to address current health and safety issues and to ensure a satisfactory juxtaposition within the completed development. A schedule of these works taking into consideration the trees within their new built environment is to be prepared for agreement with the local authority prior to being carried out. All tree works will need to be carried out by a competent tree surgery firm to the recommendations of BS3998 2010.

As a lot of the Ash trees within this site area and the adjoining lands are showing signs of infection by Ash Dieback (*Hymenoscyphus fraxineus*), it is likely that as more and more of the retained Ash trees succumb to this disease, that many of them will either need removal or pruning to address health and safety. Unfortunately this disease is prevalent in Ireland's Ash population and when present within developed areas, it will be necessary to manage it in order to abate safety concerns.

The hedgerows being retained will require ongoing trimming to incorporate them into the completed landscaped development. In some places, this will involve the trimming in of their sides; in particular the excessive spread of vegetation especially Bramble and the poorer structured sections will need trimming/pruning to address stability issues. The objective of the trimming of the hedges is to help rejuvenate them with the encouragement of lower growth development and once trimmed back, there will be an opportunity to augment the poor quality sections with new hedge planting to create better structured sustainable hedges suitable for their new urban environment. Going forward, these hedges will be more regularly cut to contain them in this urban environment.

Hedge No.1 along the eastern boundary and Hedge No.2 along the northern boundary are located mainly on the adjoining property side of the stream/ wet ditches which flow along these boundaries of the site area and these will form a natural barrier/protection for these hedges cordoning them off from the construction works. The sections of hedging and trees on the site side of these streams/ ditches will have their root zones protected by the erection of tree protection fencing for the duration of the works.

Along the central hedge (No.3) and the western hedge (No.5) the existing drainage ditches will be piped with land drainage pipes and filled in to incorporate these areas into the completed development, although some sections will be left open to form part of the water attenuation system (swales) within the completed development. All excavations to widen or deepen the existing ditches will need to work out away from the hedgerow banks which will contain the bulk of the roots of this vegetation with the drainage ditches restricting the roots from extending out into the site area on these sides.

5.4.0 Tree and Hedge Retention and Protection

5.4.1 Main items for consideration during the proposed construction process:

Item	Comments
<p>Tree Pruning</p>	<p>As part of the initiating works, the crowns of some of the trees being retained are to be pruned to remove dead/unstable growth, the pruning of individual limbs/branches or entire crowns to reduce size due to structural weaknesses or to improve their juxtaposition within the built environment. A preliminary list of these works is given within the condition tree assessment in 'Appendix 2' of this report and these are to be reviewed on site prior to being carried out.</p> <p>The hedges being retained in most instances will require trimming particularly of their sides to contain their width and encroachment out onto the surrounding areas and to better incorporate them into the completed landscaped area. The future management of these hedges will see them being cut back on a three to four year cycle to contain their structure and quality.</p> <p>All tree felling and pruning work need to be carried out by qualified and experienced tree surgeons <i>before</i> any construction work commences; all tree work should be in accordance with <i>BS3998 (2010) Tree Work – Recommendations</i>.</p> <p>All trees for removal will need to be felled to stumps and where necessary the stumps are to be removed, otherwise they are to be left in the hedgerow to sprout and form part of the hedge bulking. Where stumps need to be removed and are located within the root zone of trees being retained, these will need to be ground out using a mechanical stump grinder taking care not to cause root damage to the trees being retained. Within hedge sections being retained, the tree stumps can be retained and allowed to sprout to form part of the hedge bulking and managed thereafter as part of the hedge structure.</p>
<p>Tree Protection</p>	<p>The tree and hedge vegetation being retained will need to be protected from unnecessary damage during the construction process by effective construction-proof barriers that will define the limits for machinery drivers and other construction staff. Ground protected by the fencing will be known as the 'Work Exclusion Zone' and sturdy protective fencing will need to be erected along the points identified in the Tree Protection Plan (DWG No.BBS002) prior to any soil disturbance and excavation work starting on site. This is essential to prevent any root or branch damage to the retained trees. The British Standard <i>BS5837: Trees in relation to design, demolition and construction (2012)</i> specifies appropriate fencing, see 'Appendix 1' for details.</p> <p>It is to be of a strong robust build capable of withstanding the works that are proposed within its vicinity. Where it is expected that there will be a high concentration of construction works, the fencing will need to be 2.3m high and constructed in accordance with figure 2 of BS 5837 2012 (see 'Appendix 1' fence type 1 for</p>

Item	Comments
	<p>detail) using vertical and horizontal scaffold bars well braced together with the verticals spaced out at a maximum of 3m centres and onto this, weld mesh panels are to be securely fixed with wire or scaffold clamps. Where there is a lesser intensity of works, a three rail fence structure or chain link wire fence 1.5m high will be sufficient, (see fencing type 2 details within 'Appendix 1').</p> <p>All weather notices will need to be erected on the fences with words such as: "Tree Protection Fence — Keep Out".</p> <p>When the fencing has been erected, the construction work can commence. The fencing should be inspected on a regular basis during the duration of the construction process and shall remain in place until heavy building and landscaping work have finished and its removal is authorized by the project Arboriculturist.</p>
Construction	<p>It will be important that good housekeeping is in place at all times so that the site does not become congested.</p> <p>All construction works are to be well planned in advance so as not to put pressure on the protective zone around the trees. All works are to occur from outside the protective zones.</p> <p>Where work space between the building lines and the protective fence lines is limited/ restricted, alternative work methods will need to be looked at so as to keep the work areas to their minimum in order to reduce the extent of soil and root damage occurring to the trees proposed for retention. See section 6.2.3 of BS5837 2012 for detail on working within the RPA and ground protection. For light access works within the work exclusion zone, the installation of suitable ground protection in the form of scaffold boards, woodchip mulch or specialist ground protection mats/plates may be acceptable. These are to be reviewed with the project Arboriculturist and installed to their recommendations. See detail in 'Appendix 1' of this report for sample.</p> <p>Care will need to be taken when planning site operations to ensure that wide or tall loads or plant with booms, jibs and counterweights can operate without coming into contact with retained trees. Such contact can result in serious damage to them and might make their safe retention impossible.</p> <p>Materials, which can contaminate the soil, e.g. concrete mixings, diesel oil and vehicle washings, cannot be discharged within 10m of a tree stem.</p> <p>Fires cannot be lit in a position where their flames can extend to within 5 m of foliage, branches or trunk. This will depend on the size of the fire and the wind direction.</p> <p>Notice boards, wires and such like cannot be attached to any trees. Site offices, material storage and contractor parking will need to be located outside the work exclusion zones of the tree and hedge vegetation being retained.</p>

Item	Comments
Services	<p>See engineering drawings prepared by Roger Mullarkey & Associates for detail on the service routes.</p> <p>From my understanding of the service drawings provided to me for assessment and with some minor amendments to these, there should be no conflict between these and the tree and hedge vegetation proposed to be retained. There is sufficient area on site to adjust or re-route the proposed services without a need to encroach into the root zone of the trees and hedge vegetation being retained.</p> <p>Prior to the installation of any services routed near trees or hedges being retained, they are to be marked out on site for review by the project Arboriculturist and a detailed method statement is to be prepared by the installation contractor in conjunction with the project Arboriculturist on how these services are to be installed while providing protection to the tree vegetation shown for retention.</p> <p>In some areas it will be necessary to pipe and fill in the existing field drainage ditches in order to incorporate these areas into the completed landscaped development. Where this is necessary, the hedge vegetation will need to be cut back neatly to allow access. The existing ditch is to be cleaned out of debris and the ditch piped. The filling of the ditch will need to be made up with a large clean stone finished off with small gravel and topped off with soil. Levels changes will need to be kept to a minimum and should not exceed the height of the hedgerow bank.</p> <p>In other areas, it will be necessary to re-grade the grade of some of the drainage ditch to address safety issues and where this is necessary, the works are to be carried out working away from the hedgerow bank ensuring no impact on the hedgerow bank or the vegetation.</p>
Boundary Treatments	<p>It is my understanding that all boundary treatments along by the tree and hedge vegetation being retained is to be of a fence type structure where there will only be a need to excavate small diameter holes for the fence uprights and these will need to be dug manually or with an augur with no machinery allowed to operate within the work exclusion zones fenced off by the tree protection fencing. The working ground area required during these works will need to be protected from impacts/damage by a suitable ground protection such as scaffold planks laid butt jointed on a bed of woodchip.</p>
Landscaping	<p>The existing ground levels within the RPA of the trees are to be retained and incorporated into the finished landscaped development. Where changes in levels occur, these are to be either graded into the finished levels starting outside the RPA or alternatively, retaining wall structures are to be used differentiating between the different levels.</p> <p>All soft and hard landscaping within the RPA of the trees to be</p>

Item	Comments
	<p>retained are to be carried out manually and the soil levels are not to be lowered or raised resulting in root damage to the trees. All surfaces are to be porous to allow the free movement of air and moisture to the roots below. Recommendations of sections 8 of BS5837 2012 are to be adhered to during the landscaping within the RPA's of these trees.</p> <p>Paths - In a number of areas, there are pedestrian foot paths and cycle paths which meander into the marked out root zones of the trees and the position of these will need to be reviewed once marked out on site to look at altering their position to avoid the root zones in the first place and if this is not possible, then the sections of these paths which encroach in on the root zone of the trees will need to be installed using a 'No-Dig' method and if necessary incorporate a product such as 'Cell Web' to provide support and protect the underlying rooting material. See section 6.8 of this report for general guidance on the installation of such a product.</p>

5.5.0 Monitoring

- 5.5.1 Any construction works within close proximity to retained tree, hedge and scrub vegetation are advised to be undertaken in accordance with approved method statements prepared by the construction contractor under the direct supervision of a qualified consultant Arboriculturist. Therefore, during the construction works, a professionally qualified Arboriculturist is recommended to be retained by the principal contractor or site manager to monitor and advise on any works within the RPA of retained trees to ensure successful tree retention and planning compliance.
- 5.5.2 It is advised that tree protection fencing, any required special engineering and supervision works must be included in the main tender documents, including responsibility for the installation, cost and maintenance of tree protection measures throughout all construction phases.
- 5.5.3 Copies of the tree retention and protection plan (Drawing No. BBS002) a copy of BS 5837(2012) and NJUG 4 (2007) should all be kept available on site during the construction works and all works are to be in accordance with these documents.
- 5.5.4 On the completion of the construction works, all tree, hedge and scrub vegetation retained are to be reviewed by the project Arboriculturist and any necessary remedial tree surgery works required to promote the health of the trees and safety are to be implemented.

6.0 Arboricultural Method Statement/Tree Protection Strategy

- 6.1 The objective of this arboricultural method statement/tree protection strategy is to provide information for the main contractor/site manager on how the tree and hedge vegetation needs to be protected during a construction project and so that they can prepare their own site specific detailed method statement for their works.
- 6.2 It is necessary for tree protective fencing to be erected and all other mitigation measures required to be put in place prior to the development works commencing on site and these are to enclose and protect the root zone of the tree and hedge vegetation proposed for retention. See drawing (DWG No.BBS002), for the position of the protective fencing and other mitigation measures.
- 6.3 The protection of the vegetation shown for retention within this proposed development is divided into three main sections starting with the preconstruction stage right through to post construction and the reassessment of this retained vegetation.

Stage 1:

6.4.0 Pre-Construction Works

- 6.4.1 Prior to the main construction works commencing on site the following needs to be planned:
1. The developer or main contractor needs to appoint an Arboriculturist for the duration of the project. The Arboriculturist is to make regular site visits to ensure that the tree protection measures are in place and adhered to.
 2. The main contractors and all sub-contractors work force are to be briefed on the tree protection and ensure that these measures are to be kept in place throughout the construction period.
 3. All personnel are to adhere to the recommendations of the appointed Arboriculturist.
 4. Any issues in relation to the trees shown for retention must be discussed with the appointed project Arboriculturist and the necessary mitigation measures put in place without delay and prior to the works being carried out.

6.5.0 Site Meeting

- 6.5.1 Prior to any works commencing on site, it is necessary that a meeting be arranged between the project manager, site foremen, the project landscape architect, the project Arboriculturist and local authority to identify and finalize the vegetation for removal and the line of the protective fencing.

6.6.0 Tree works

- 6.6.1 The client or the main contractor is to appoint a tree surgery company competent of carrying out the remedial tree surgery works and tree felling that are required on this site. The tree surgery contractor is to produce a method statement detailing how he plans to undertake the works and informing the site foreman of the process so the necessary steps can be taken to ensure the works are carried out safely and efficiently. The works are to be carried out by appropriately trained personnel taking account of the recommendations of BS3998 2010.
- 6.6.2 **Tree removal** - Trees for removal are to be identified by the project Arboriculturist and the method of removing the stumps is to be carried out to the recommendations of the project Arboriculturist. The trees in the way of the development layout are to be removed in such a manner not to cause damage to those being retained. Where necessary to avoid damage to the trees to be retained, these are to be removed in sections by a tree surgeon (Arborist). Where necessary, the roots and stumps are to be dug out with a digger except where the stumps are located within the RPA (root protection area) of trees being retained. In this instance, the stumps are to be ground out with a mechanical stump grinder taking care not to cause damage to the roots of trees being retained.
- 6.6.3 **Remedial tree surgery works** - The necessary remedial tree surgery works required to promote health and safety of the trees to be retained is to be carried out. A schedule of these works is to be produced by the project Arboriculturist taking into consideration the trees within their new built environment and prior to these works being carried out; they are to be agreed with the local authority.

6.7.0 Erection of the protective fencing

- 6.7.1 Once the trees have been removed, the line of the protective fencing that is required around the trees being retained **must be** erected as per DWG. No.BBS002.
- 6.7.2 Where it is expected that there will be a high concentration of construction works, the fencing will need to be 2.3m high and constructed in accordance with figure 2 of BS 5837 2012 (see fencing detail 1 within 'Appendix 1') using vertical and horizontal scaffold bars well braced together with the verticals spaced out at a maximum of 3m centres and onto this, weld mesh panels are to be securely fixed with wire or scaffold clamps.
- Where there is a lesser intensity of works, a three rail fence or chain link wire fence 1.5m high will be sufficient, (see fencing detail 2 within 'Appendix 1' for sample).
- 6.7.3 Signs need to be attached to these fences warning people to 'keep out'. See detail within drawing No.BBS002 & Appendix 1.
- 6.7.4 Once the protective fence line is erected, then the main construction works can commence on site.
- 6.7.5 **Storage of Material, Work Yards and staff car parking** - These areas **must be** identified on the work drawings prior to the construction works starting. These must be positioned outside the root protection areas around the trees being retained.

6.8.0 Ground Protection Installation for Pathways and Working Areas

- 6.8.1 The ground protection is to take the form of a product such as 'CellWeb' and this will need to be installed in the following manner under the guidance of the project Arboriculturist and engineer:

Step 1 - The existing ground cover vegetation (e.g. grass/weeds) if necessary is to be killed off using an appropriate herbicide (see Pesticides Handbook [15]). Herbicides that can leach through the soil, e.g. products containing sodium chlorate, are not be used.

The soil surface is not to be excavated to establish a sub base for the finished surfaces.

Loose organic matter, woody vegetation and/or turf are to be removed carefully using hand tools.

If there is a delay in installing the surface following clearing, the soil surface once prepared is to be covered immediately either with hessian sacking or plastic to prevent the surface drying out until the new surface is installed.

Step 2 – Place the geotextile separation filtration layer over the prepared ground surface. Use a Fibertex F4M non-woven geotextile with dry joints overlapping by 300mm.

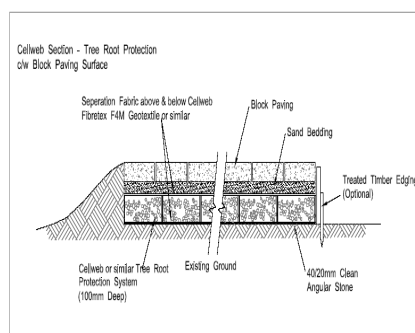
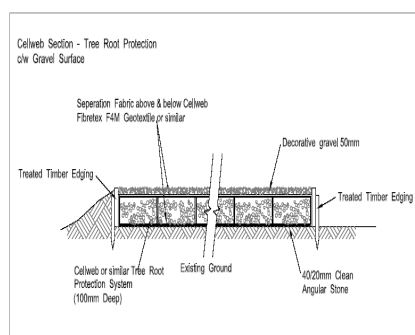
Step 3 – Place constraints along the edges to contain the fill material. These can be of such material as treated timber or railway sleepers.

Step 4 – Place the required cellular confinement system (Cell Web150-200mm) over the geotextile and pin/anchor the cell walls open for infilling.

Step 5 – Place the infill material of a 20-40mm clean sharp stone in the open cells of the Cell Web pushing the infill ahead of you so that the machinery is driving on the filled Cell Web. Compact the infill material to the desired density.

Step 6 – Slightly surcharge the Cell Web product with 25mm of 40/20mm clean angular stone.

Pictures below show the Cell Web being installed on the ground.
The below diagram shows how the Cellular confinement system should be installed.



Stage 2:

6.9.0 The Construction Works Stage

- 6.9.1 **Protective fencing** - During the course of the works, special attention must be paid to ensure that these fences and all other tree protection measures are kept in place, in good order and remain upright, rigid and complete at all times. They must be checked daily by the main contractor/foreman and any damage noted must be fixed immediately.

If works need to take place inside the protective fence lines, then the project Arboriculturist must be informed in advance of the works taking place and the mitigation measures required to reduce impact on the tree vegetation agreed. These mitigation measures will include the supervisions of these works by the project Arboriculturist.

The protective fencing and all other protection measures are to remain in place throughout the construction works phase and must only be removed when all the works are complete and at this stage incorporated into the finished landscape.

- 6.9.2 **Excavations** - The excavation works are only to commence once the protective fence line and all other protection measures are in place.

The excavations need to be viewed on site once marked out with the project manager, site foreman and the project Arboriculturist in advance of excavation to determine the extent of the impact and the work space required to allow for the construction works to proceed and to assess what additional mitigation measures will be required to protect the tree and other vegetation to be retained. In certain areas, it may be necessary to use an alternative method of excavating to prevent encroachment into the RPA of the vegetation to be retained and this may include such methods as retaining walls or similar.

Where roots of trees to be retained are exposed during the excavation works, these are to be assessed by the project Arborist and pruned back beyond damaged material. The excavated face is then to be covered with soil or with Hessian sacking to prevent further drying out and death of root material. Where the Hessian sacking is used, it will be necessary to keep this moist especially during dry periods.

- 6.9.3 **Working within the RPA (Root Protection Area)** – If it becomes necessary to carry out works within the RPA of a tree or other vegetation being retained, these must be discussed and agreed with the project Arboriculturist. All works must be carried out manually. Root pruning is to be undertaken by an Arboriculturist using proprietary cutting tools such as a secateurs or hand pruning saw.

The ground within the RPA of the trees must be protected from damage as per the recommendations of **section 6.2.3** of BS5837 2012. See detail within appendix 1 on ground protection using boarding for pedestrian loading.

- 6.9.4 **Finished ground levels/Landscaping** - The existing ground levels within the RPA of trees must be retained and incorporated into the finished landscaped development. Where changes in levels occur, these are to be either graded into the finished levels

starting outside the RPA or alternatively, retaining wall structures are to be used differentiating between the different levels.

All soft and hard landscaping within the RPA of the trees to be retained must be carried out manually and the soil levels must not be lowered or raised resulting in root damage to the trees. All surfaces are to be porous to allow the free movement of air and moisture to the roots below. Recommendations of sections 8 of BS5837 2012 must be adhered to during the landscaping within the RPA of the trees being retained.

6.10.0 Other items

6.10.1 The following is a list of additional activities **that are not allowed** within the RPA or within the vicinity of the trees being retained.

- 1 - Storage of equipment, fuel, construction material, or the stockpiling of soil or rubble.
- 2 - Burning rubbish
- 3 -The washing of machinery
- 4 - Attaching notice boards, cables or other services to any part of the tree.
- 5 - Using neighbouring trees as anchor points.
- 6 - Care is required when using machinery such as Tele-porters, cranes or other equipment close to trees so as not to damage the crown or any other parts.

Stage 3:

6.11.0 Post Construction Works

6.11.1 This project is not to be considered complete until all retained trees have been re-examined by the project Arboriculturist and the remedial works necessary to ensure the health of the trees and the immediate safety of the end user of this development are implemented.

This report has been produced as part of a planning application for these lands and is for the sole use of the above named client and refers to only those trees identified within. Its use by any other person(s) in attempting to apply its contents for any other purpose renders the report invalid for that purpose.

Signed *Felim Sheridan*

Date 31/09/2022

Felim Sheridan

F. Arbor. A, RFS Dip, Nat. Dip & NCH in Arboriculture

Felim Sheridan's qualifications:

Fellow of the Arboricultural Association (F. Arbor. A), Professional diploma Arboriculture (RFS), National diploma Arboriculture (ND) and National certificate Horticulture (NCH).

Appendix 1

Sample of Temporary Tree Protection Fencing Detail.

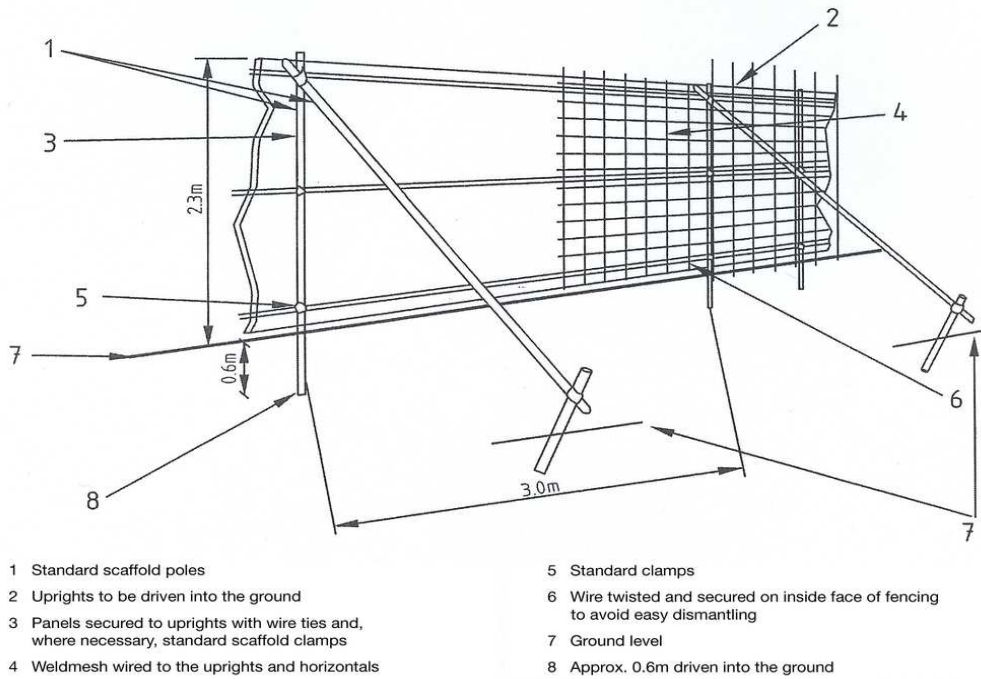
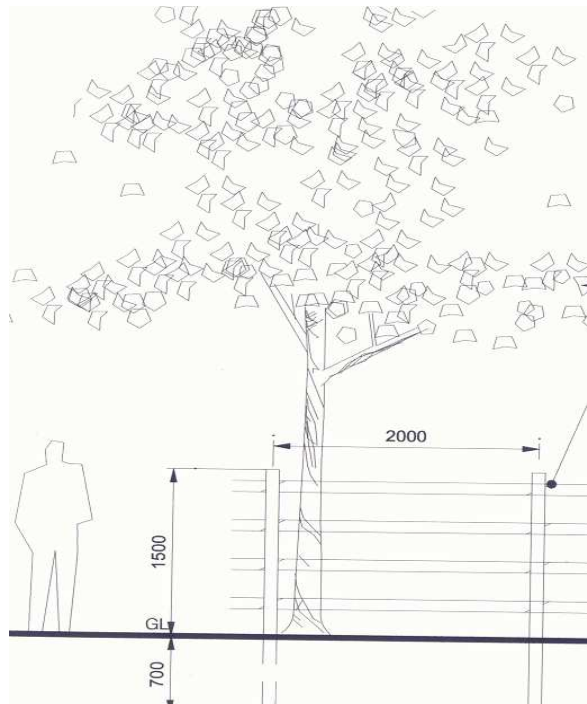


Figure 2. – Protective fencing for RPA

Sample of Type 1 Protective Fence –



Sample of Type 2 Protective Fence –

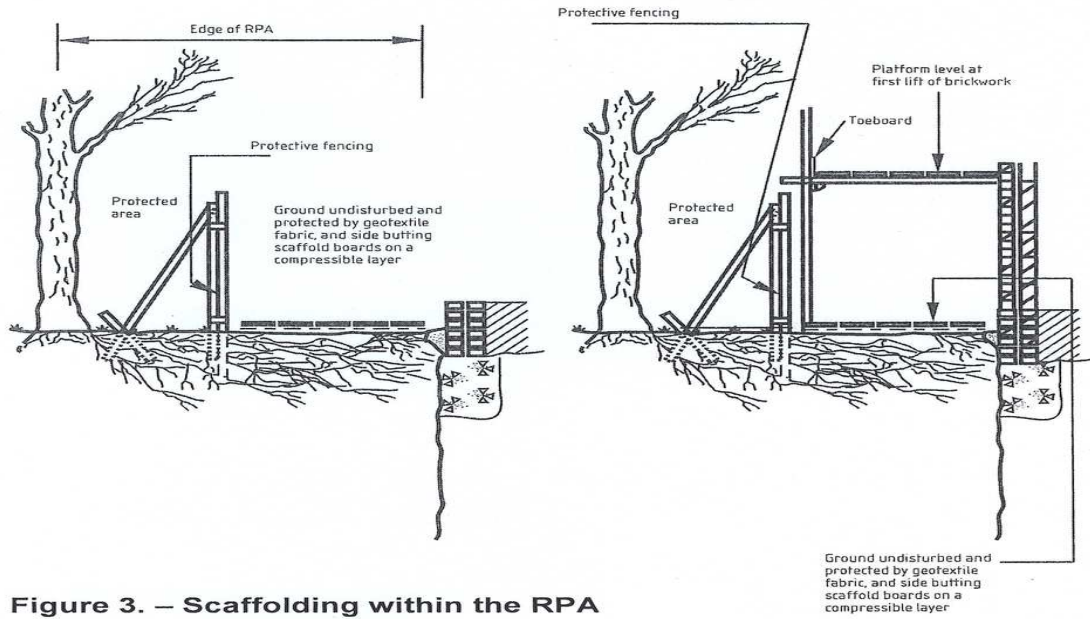


Figure 3. – Scaffolding within the RPA

Appendix 2

Condition Tree Assessment.

On Site Area at 'Boherboy', Saggart, Co. Dublin.

Date: 15th June 2020/ Reviewed 20th August 2021

Survey Notes

All codes referred to in this report are approximate and serve as a general guide only.

Reference to Numbers: The trees have metal tags attached and these correspond with the numbers in this report.

Reference to age class is as follows:

Young: A tree, which has been planted in the last 10 years.

Semi Mature A tree that is less than 1/3 the expected height of the species in question.

Early Mature: A tree, which is between a 1/3 and 2/3's the expected height of the species in question.

Mature: A tree that has reached the expected height of the species in question, but still increasing in size.

Over Mature: A tree at the end of its life cycle and the crown is starting to break up and decrease in size.

Reference to Physiological, Structural Condition and other comments:

Physiological Condition

Good: A tree with no major defects, but possibly including some small defects.

Fair: A tree with some minor defects such as bark Wounds, isolated decay pockets or structure affected due to overcrowding.

Poor: A tree with more serious defects such as extensive deadwood, decay or effective to the point of being dangerous.

Structural condition and other comments –

This records noted visual defects and other information about the trees health and structure.

Estimated Remaining Contribution in years

This is based on an Arboricultural assessment of the tree and is estimated based of the findings noted at time. Trees still need to be reviewed on a regular basis, preferably annually.

Less than (<) 10 years remaining contribution

10 + years remaining contribution

20 + years remaining contribution

40 + years remaining contribution.

Retention Categories

The purpose of the tree categorization method is to identify the quality and value of the existing tree stock, allowing informed decisions to be made concerning which trees should be removed or retained should development occur.

It is carried out in accordance with section 4.5 (Tree Categorization Method) of BS 5837 2012.

Summary

Main categories

Category U - Those trees in such a condition that any existing value would be lost within 10 years. Most of these will be recommended for removal for reasons of sound Arboricultural practice.

Category A - Trees of high quality/value with a minimum of 40 years life expectancy.

Category B - Trees of moderate quality/value with a minimum of 20 year life expectancy.

Category C - Trees of low quality/value with a minimum of 10 years life expectancy.

Sub categories

- 1 - Mainly Arboricultural values
- 2 - Mainly Landscape values
- 3 - Mainly Cultural and conservation value

Note: Whilst 'C' category trees will usually not be retained where they would impose a significant constraint on development, young trees with a stem diameter of less than 150mm should be considered for relocation.

If a layout design places Category 'U' trees in an inaccessible location such that concerns over public safety are reduced to an acceptable level, it may be preferable or possible to defer the recommendation to fell.

The terms 'Group, woodland or tree line' is intended to identify trees that form cohesive Arboricultural features either aerodynamically (e.g. trees that provide companion shelter), visually (e.g. avenues or screens) or culturally including for biodiversity (e.g. parkland or wood pasture), in respect to each of the three subcategories.

Reference to Crown spread, Height and Trunk Diameter:

This gives a guide to the area taken up by the tree.

Trunk diameter is the diameter of the main trunk taken at a height of 1.5m and is recorded in millimeters (mm).

Height records the overall height of the tree and is given in meters (m).

Crown Spread records the extent of the branches normally in a north, south, east and west direction from the base of the tree and is given in meters (m).

Clear crown height records the distance between the ground and the first branch from the base of the tree and is given in meters (m).

Root Protection Area (RPA)

The Root Protection Area (RPA) is the minimum area around individual trees to be protected from disturbance during construction works; RPA is usually expressed as a radius in metres measured from the tree stem.

For single stem trees, the root protection area (RPA) should be calculated as an area equivalent to a circle with a radius 12 times the stem diameter.

For trees with more than one stem, one of the two calculation methods below should be used. The calculated RPA for each tree should be capped to 707 m².

a) For trees with two to five stems, the combined stem diameter should be calculated as follows:

$$\sqrt{((\text{stem diameter } 1)^2 + (\text{stem diameter } 2)^2 \dots + (\text{stem diameter } 5)^2)}$$

b) For trees with more than five stems (not illustrated in Annex C), the combined stem diameter should be calculated as follows:

$$\sqrt{((\text{mean stem diameter})^2 \times \text{number of stems})}$$

The RPA for each tree is plotted on the Tree Constraints Plan (No.ASC001); any deviation in the RPA from the original circular plot takes account of the following factors whilst still providing adequate protection for the root system:

- a) The morphology and disposition of the roots, when influenced by past or existing site conditions (e.g. the presence of roads, structures and underground apparatus);
- b) Topography and drainage;
- c) The soil type and structure;
- d) The likely tolerance of the tree to root disturbance or damage, based on factors such as species, age, condition and past management.

Tree No.	Tree Species	Ht. (m)	Stem Dia. (mm)	Branch Spread (m)	C-Ht. (m)	Age Class	Phys. Con.	Structural Condition Other Comments	Preliminary Recommendation	Remain Contribute in years	Cat. Grade	
								N-north S-south E-east W- west MS- multi-stemmed	A- average Phys.-physiological.			
		A condition assessment of the trees within the site area at "Boherboy", Saggart, Co. Dublin.										
		<p>The site area consists of two large rectangular shaped fields that are sub-divided by a typical agricultural hedgerow and similar agricultural type hedges extending around the perimeter of this site area. Both fields are currently being managed under grazing. The lands are bordered on the northern and eastern sides by lands that have already been developed for residential use, on the southern side by a road and on the western side by other agricultural lands. Inside the southern boundary with the road, there is a derelict farm yard and both fields have access out onto the public road.</p> <p>The survey commences with the trees around the old house/ruins farmyard and proceeds in an anticlockwise direction around the eastern field. It then continues in the western field starting at the south-eastern corner and proceeds in a clockwise direction and finishes at the northern end of the western boundary.</p>										
1679	Sycamore <i>Acer pseudoplatanus</i>	12	240/ 210/ 180	5N 3S 3E 5W	3	Early Mature	Fair	Fair/Poor It is self-seeded and is located to the left of the entrance and is multiple-stemmed from base with an acute union formation between stems. It may have been impacted upon by the previous soil disturbance / works carried out on the entrance.	Requires no work at the present time.	<10	U	
		The following trees are self-seeded along the east side of the hay barn / farm buildings. They are growing with limited space and are being impacted upon by the livestock sheltering / grazing within this area over the years.										
1680	Ash <i>Fraxinus excelsior</i>	12	220/ 210	3N 2S 3E 3W	4	Early Mature	Fair/ Poor	Poor Self-seeded into this area and was initially multiple-stemmed from base with a number of stems cut off in the past in order to raise up its crown with decaying stumps remaining as a result. It has been impacted upon by previous soil erosion / compaction caused by the livestock/	I would recommend its removal as part of management.	<10	U	

Tree No.	Tree Species	Ht. (m)	Stem Dia. (mm)	Branch Spread (m)	C-Ht. (m)	Age Class	Phys . Con.	Structural Condition Other Comments	Preliminary Recommendation	Remain Contribute in years	Cat. Grade
								N-north S-south E-east W- west MS- multi-stemmed	A- average Phys.-physiological.		
								sheltering within this area. It contains large size deadwood within its crown. There is evidence of root damage caused during the previous cleaning works carried out on the yard.			
1681	Sycamore <i>Acer pseudoplatanus</i>	8	150	3N 2S 3E 3W	2.5	Early Mature	Fair	Poor Self-seeded and is growing against the front wall of the shed. There is evidence of soil disturbance and root damage and as a result, its stability gives rise for concern. It was initially twin-stemmed from base and one stem has been cut off in order to raise up its crown with a decaying stump remaining.	I would recommend its removal as part of management.	<10	U
1682	Ash <i>Fraxinus excelsior</i> / Sycamore <i>Acer pseudoplatanus</i>	11	230/ 200	2N 3S 3E 4W	4	Early Mature	Fair	Poor It consists of two stems growing up together. They are self-seeded in to this area and are growing from the side of the building. Soil erosion and root damage has been caused during the previous site clearance works and this may have an impact on its stability. The Ash tree is showing some signs of stress/ decline. The lower limbs/ branches have been removed in the past in order to raise up their crowns with decay developing at the old pruning wounds.	I would recommend their removal as part of management.	<10	U
1683	Sycamore <i>Acer pseudoplatanus</i> Group	12	240 X 3 stems	4N 5S 5E 5W	2	Early Mature	Fair	Poor It consists of a group of stems, mostly multiple-stemmed from base and they are growing up through the outbuildings and are causing some structural damage.	I would recommend their removal as part of management.	<10	U

Tree No.	Tree Species	Ht. (m)	Stem Dia. (mm)	Branch Spread (m)	C-Ht. (m)	Age Class	Phys . Con.	Structural Condition Other Comments	Preliminary Recommendation	Remain Contribute in years	Cat. Grade
								N-north S-south E-east W- west MS- multi-stemmed	A- average Phys.-physiological.		
								They have also been damaged due to soil compaction/ erosion caused by the livestock sheltering within this area. They have outgrowth this space.			
		The following trees are self-seeded into this area and have established up through the out buildings to the right of the field entrance.									
1684	Sycamore <i>Acer pseudoplatanus</i>	10	280	3N 3S 3E 2W	4	Early Mature	Fair	Fair/ Poor Self-seeded into this area and is growing against the wall of an out building. It has suffered a lot of soil erosion/ compaction caused by the livestock sheltering/ grazing within this area. The lower limbs/ branches have been pruned in the past in order to raise up its crown.	Requires no work at the present time.	10+	C1
1685	Sycamore <i>Acer pseudoplatanus</i>	10	170 X 5 stems	4N 3S 3E 4W	3.5	Early Mature	Fair	Fair/ Poor It consists of a group of self-seeded stems growing up together. A lot of soil erosion / compaction have been caused by the livestock sheltering around their bases.	They require no work at the present time.	10-20	C1
1686	Ash <i>Fraxinus excelsior</i>	11	190/ 150	4N 5S 4E 3W	4	Early Mature	Fair	Fair/ Poor Self-seeded into this area and is growing close to the gable end of the building ruins. Twin-stemmed from base with an acute union formation between stems. It forms part of the overall group canopy formation. Wire has been attached to the lower trunk and is causing damage.	Remove dead/ unstable growth from within its crown. Cut/ remove wire with care not to cause damage to the bark.	10-20	C1
1687	Laburnum <i>Laburnum anagyroides</i>	6	150 X 4 stems	6N 1S 4E 3W	2	Mature	Fair	Poor It forms part of the original planting/ landscaping within this area around the original house. Multiple-stemmed from base and leans at an angle, most likely due to root movement. Fencing wire has been	Retain for now and remove lower dead/ unstable growth. Cut Ivy at ground level. Remove fencing wire	<10	U

Tree No.	Tree Species	Ht. (m)	Stem Dia. (mm)	Branch Spread (m)	C-Ht. (m)	Age Class	Phys. Con.	Structural Condition Other Comments	Preliminary Recommendation	Remain Contribute in years	Cat. Grade
								N-north S-south E-east W- west MS- multi-stemmed	A- average Phys.-physiological.		
								attached to the lower trunk. Ivy cover on some stems is extending up into its crown and is causing suppression.	with car not to cause damage to the bark.		
1699	Elm <i>Ulmus glabra</i>	A11	A360	--	--	Early Mature	Dead	Poor It is located within the boundary hedge bordering with the road and is a potential hazard towards the road.	I would recommend their removal as part of management.	<10	U
		The following trees are located on or next to an old field boundary that cordons off this area from the field. It contains the remnants of an old hedge line consisting of clumps of Hawthorn, Elder and Bramble. It has been impacted upon by the livestock sheltering within this area.									
1688	Ash <i>Fraxinus excelsior</i>	10	340	2N 4S 3E 5W	4	Early Mature	Fair	Fair/ Poor It is growing up within a group and has been impacted upon by the livestock sheltering/ grazing within this area. Heavy Ivy cover on the main trunk is beginning to extend up into its crown. The lower trunk has been damaged by the fencing wire.	Remove fencing wire where possible without causing any further damage to the bark. Remove any large size dead/ unstable growth and cut Ivy at ground level.	10-20	C2
1689	Sycamore <i>Acer pseudoplatanus</i>	10	200/ 210/ 180	3N 2S 4E 3W	3	Early Mature	Fair/ Poor	Fair Multiple-stemmed from base and has possibly grown from an old stump. There is some decay present at its base. It has been impacted upon by the livestock sheltering/ grazing within this area.	Make safe any dead/ unstable growth. Retain as part of the overall group canopy formation.	10-20	C2
1690	Ash <i>Fraxinus excelsior</i>	10	150	4N 4S 4E 3W	3	Early Mature	Fair	Fair Multiple-stemmed from base and is self-seeded into this area. A lot of soil erosion/ compaction has been caused around its base by the livestock sheltering/ grazing within this area.	Retain as part of the bulking within the group canopy structure. Make safe any large size dead/ unstable growth.	10-20	C2

Tree No.	Tree Species	Ht. (m)	Stem Dia. (mm)	Branch Spread (m)	C-Ht. (m)	Age Class	Phys . Con.	Structural Condition Other Comments	Preliminary Recommendation	Remain Contribute in years	Cat. Grade
								N-north S-south E-east W- west MS- multi-stemmed	A- average Phys.-physiological.		
1691	Ash <i>Fraxinus excelsior</i>	10	380	4N 5S 4E 4W	3	Early Mature	Fair	Fair/ Poor It leans from base before it straightens back up again. It forms part of the group canopy structure. A secondary stem growing from its base has been cut back to a stump. It has been impacted upon by the livestock sheltering/ grazing within this area.	Make safe dead/ unstable growth.	10+	C2
1692	Sycamore <i>Acer pseudoplatanus</i>	13	640	4N 5S 5E 5W	2.5	Mature	Fair	Fair / Poor Self-seeded into this area and is growing from the base of a low concrete wall. Twin-stemmed from c. 1.2m up with an acute union formation between stems with some included bark present. It has caused structural damage to the wall due to its close proximity. It is the biggest most prominent tree within this group and is integral to the group canopy structure.	Make safe dead/ unstable growth.	10-20	C2
1693	Ash <i>Fraxinus excelsior</i>	13	250/ 350/ 220	4N 4S 8E 2W	3	Mature	Fair	Fair/ Poor It forms part of the group canopy formation with the neighbouring trees with an asymmetrical crown as a result. It is self-seeded into this area and is growing against a low concrete wall. It has caused structural damage to the wall and the wall has also caused damage to this tree. Multiple-stemmed from base and is of value to the group canopy structure.	It is best maintained/ managed within this group structure. Make safe dead/ unstable growth.	10-20	C2
1694	Ash <i>Fraxinus excelsior</i>	12	400	0N 4S 4E 4W	6	Early Mature	Fair	Fair/ Poor It consists of two stems growing up together forming part of the one group/ canopy formation. It forms part of the overall group canopy structure within this	Make safe dead/ unstable growth. Tidy up the area around its base.	10-20	C2

Tree No.	Tree Species	Ht. (m)	Stem Dia. (mm)	Branch Spread (m)	C-Ht. (m)	Age Class	Phys. Con.	Structural Condition Other Comments	Preliminary Recommendation	Remain Contribute in years	Cat. Grade						
								N-north S-south E-east W- west MS- multi-stemmed	A- average Phys.-physiological.								
								area with an asymmetrical crown weighed out to the north. It has suffered a lot of damage/ soil compaction caused by the livestock sheltering/ grazing within this area.									
Hedge No.1 (a)	Hawthorn <i>Crataegus monogyna</i> Elder <i>Sambucus nigra</i> Blackthorn <i>Prunus spinosa</i> Bramble <i>Rubus fruticosus</i> Dogrose <i>Rosa canina</i> Ash <i>Fraxinus excelsior</i> Buddleia <i>Buddleia davidii</i>	It extends north wards along the eastern boundary of this site area from the boundary with the road. It is of a mature age class in fair condition both physiologically and structurally. It consists of clumps of Hawthorn, Elder and Blackthorn with Bramble and Dogrose dominating and encroaching out onto the surrounding lands. There is vegetation located on both sides of the stream/river with the main hedge line cordoned off from the site area by a stream. The bulk of the hedge vegetation is located on the adjoining landside of a stream/river. The site side of this hedge was trimmed back in the past to prevent encroachment and this has helped to encourage lower growth development and to improve the structure of this hedge. It has some screening value along this boundary with the adjoining property.						It would benefit from further general tidying works. Remove dead trees and large size dead/ unstable growth from within this hedge.	C2/C3								
		<table border="1"> <tr> <td>A5</td> <td>----</td> <td>A3W / A3E</td> <td>----</td> </tr> </table>				A5	----	A3W / A3E	----	The following trees are located within hedge No.1 (a) working from south to east.							
A5	----	A3W / A3E	----														
1695	Ash <i>Fraxinus excelsior</i>	12	380	2N 3S 3E 1W	4	Mature	Fair	Poor It is located next to the public road on the east side (adjoining landside) of the stream. Basal decay is present and is a potential hazard towards the road as a result. It has an asymmetrical crown due to previous storm damage and the cutting back of limbs.	I would recommend its removal as the most appropriate management option.	<10	U						
1696	Ash <i>Fraxinus excelsior</i>	11	360	--	--	Mature	Dead	Poor It is located on the eastern side (adjoining landside) of the stream. It is becoming decayed and unstable.	I would recommend its removal as part of management.	<10	U						

Tree No.	Tree Species	Ht. (m)	Stem Dia. (mm)	Branch Spread (m)	C-Ht. (m)	Age Class	Phys . Con.	Structural Condition Other Comments	Preliminary Recommendation	Remain Contribute in years	Cat. Grade
								N-north S-south E-east W- west MS- multi-stemmed	A- average Phys.-physiological.		
1697	Ash <i>Fraxinus excelsior</i>	11	360	--	--	Mature	Dead	Poor It is located on the eastern side (adjoining landside) of the stream and is becoming decayed and unstable.	I would recommend its removal as part of management.	<10	U
1698	Ash <i>Fraxinus excelsior</i>	11	360	--	--	Mature	Dead	Poor It consists of two stems located on the eastern side (adjoining landside) of the stream and they are becoming decayed and unstable.	I would recommend its removal as part of management.	<10	U
0001	Ash <i>Fraxinus excelsior</i>	15	640	6N 5S 5E 6W	5	Mature	Fair/ Good	Fair It is located on the western (site) side of the stream. Ivy cover on the main trunk has been cut in the past and is beginning to re-establish. Suckers are growing from its base and these have been cut back during trimming of the hedge. It contains deadwood throughout its crown. It has a secondary limb developing from c.1.8 metres (m) up with an acute union formation between stems with included bark present; this is a structural weakness.	It will require pruning to reduce the wind sail of the secondary limb in order to reduce pressure on the weakened union formation. Remove deadwood and unstable growth. Cut Ivy at ground level.	20+	B1
0002	Ash <i>Fraxinus excelsior</i>	12	9 stems A320	6N 5S 7E 3W	4	Mature	Fair	Fair/Poor It consists of a group of stems growing up together with acute union formation between the stems. They are generally multiple-stemmed and form the upper canopy of this hedge. The stems on the north side have been cut back in the recent past and are re-growing from the cut points. There is fencing wire attached to its lower trunks.	Remove deadwood and unstable growth.	10-20	C1
0003	Ash	12	320/	2N	4	Mature	Fair	Fair	Requires no work at	10-20	C1

Tree No.	Tree Species	Ht. (m)	Stem Dia. (mm)	Branch Spread (m)	C-Ht. (m)	Age Class	Phys . Con.	Structural Condition Other Comments	Preliminary Recommendation	Remain Contribute in years	Cat. Grade
								N-north S-south E-east W- west MS- multi-stemmed	A- average Phys.-physiological.		
	<i>Fraxinus excelsior</i>		280	5S 5E 3W				It is growing up on the site side of the hedgerow bank and is leaning out over the stream/river. A third stem has been lost on the east side exposing wood to decay. It forms part of the bulking and is twin-stemmed from base.	the present time.		
0004	Ash <i>Fraxinus excelsior</i>	14	280	3N 3S 3E 4W	4	Early Mature	Poor	Fair/Poor It forms a twin-stemmed tree from base with an acute union formation between stems with included bark present. It is located on the site side of the stream/river and is growing on the side of the embankment. Light Ivy cover on their lower trunk is extending up into their crowns. It forms part of the upper canopy formation within this area and advanced dieback is present within its crown, particularly on the secondary limb closest to the river.	I would recommend its removal .	<10	U
0005	Ash <i>Fraxinus excelsior</i>	8	220/ 220	4N 1S 2E 2W	4	Early Mature	Poor	Poor It is growing up on the site side of the stream/river. It forms a twin-stemmed tree from base with a broad union formation. The east stem is growing across the stream. Branches have been cut on the west stem to improve clearance. It forms part of the bulking within the hedge. It is infected by "Bacteria Canker of Ash" throughout and one of its stems is being suppressed by Ivy. It is in declining health.	Fell to a 1m high stump. Cut Ivy at ground level.	<10	U
0006	Ash <i>Fraxinus excelsior</i>	10	280/ 480	4N 5S 3E	4	Mature	Fair	Poor It consists of a twin-stemmed tree growing up from an old decaying stump. There is	I would recommend its removal as part of management	<10	U

Tree No.	Tree Species	Ht. (m)	Stem Dia. (mm)	Branch Spread (m)	C-Ht. (m)	Age Class	Phys . Con.	Structural Condition Other Comments	Preliminary Recommendation	Remain Contribute in years	Cat. Grade
								N-north S-south E-east W- west MS- multi-stemmed	A- average Phys.-physiological.		
				2W				decay at the base of both stems which is likely to impact on its stability in the long-term. It forms part of the upper bulking within this hedge. It is beginning to be suppressed by Ivy.			
0007	Ash <i>Fraxinus excelsior</i>	9	310	2N 3S 3E 3W	4	Early Mature	Fair	Fair/Poor It is growing up on the site side of the stream/river up through the hedge forming part of the upper canopy formation. It consists of a number of stems forming part of the bulking of this hedge. The north stem has broken out. Ivy is beginning to extend up into its crown. Prune back on the field side to leave an asymmetrical crown.	Retain as part of the bulking within this hedge. Remove broken stem and cut back to target pruning point. Ivy will require management in the future.	10-20	C1
0008	Ash <i>Fraxinus excelsior</i>	9	4 stems 410/ 200/ 300/ 300	6N 5S 4E 4W	4	Mature	Fair	Fair/Poor It forms a multiple-stemmed tree from low down with an acute union formation between stems. Decay cavities are developing at this point where it was cut in the past. Its side branches have been cut back leaving its crown asymmetrical. Ivy cover on the main stem is extending up into its crown. Some limbs have been cut back, in particular, on the north side. Due to structure, it may be prone to breaking out as it grows further in size.	Cut Ivy at ground level at present.	10+	C1
		The following trees (Nos. 009-0012) are growing up together forming part of the one group/canopy formation. Their structure has been affected due to past storm damage and the removal of limbs.							They are best maintained within their group structure.		C2
0009	Ash <i>Fraxinus</i>	10	320	1N 3S	5	Mature	Fair	Fair/Poor It forms part of a group with an	Retain as part of the group structure.	10-20	C1

Tree No.	Tree Species	Ht. (m)	Stem Dia. (mm)	Branch Spread (m)	C-Ht. (m)	Age Class	Phys . Con.	Structural Condition Other Comments	Preliminary Recommendation	Remain Contribute in years	Cat. Grade
								N-north S-south E-east W- west MS- multi-stemmed	A- average Phys.-physiological.		
	<i>excelsior</i>			3E 5W				asymmetrical crown formation. It forms a multiple-stemmed tree from base and some stems have been cut back in the past also affecting its crown structure. Heavy Ivy cover on the main trunk is extending up into its crown. Its lower branches on the site side have been cut back in order to raise up its crown and to reduce overhang.	Cut Ivy at ground level.		
0010 & 0011	Ash <i>Fraxinus excelsior</i>	14	440	7N 2S 2E 6W	6	Mature	Fair	Fair It consists of two stems growing up together and they form part of the one group/ canopy formation and their crown structures have been affected as a result. They are located on the site side of the stream and are being heavily suppressed by Ivy. Their lower branches have received trimming in order to reduce overhang on the field. They are sheltered within their present group environment. They have suffered storm damage in the past.	Remove deadwood and unstable growth. Cut Ivy at ground level. They will require further works in the future.	10-20	C1
	0011	16	460	7N 4S 4E 1W	6						
0012	Ash <i>Fraxinus excelsior</i>	14	500	1N 2S 5E 5W	5	Mature	Fair	Fair/Poor It has an asymmetrical crown formation weighed out over the stream/river in an eastwards direction due to overcrowding/ competition from neighbouring trees. It would not isolate well as an individual tree due to structure. Heavy Ivy cover on the main trunk is extending up into its crown, increasing its wind sail. Large branches have been cut back, in particular on the	Remove deadwood and unstable growth. Cut Ivy at ground level.	10-20	C1

Tree No.	Tree Species	Ht. (m)	Stem Dia. (mm)	Branch Spread (m)	C-Ht. (m)	Age Class	Phys. Con.	Structural Condition Other Comments	Preliminary Recommendation	Remain Contribute in years	Cat. Grade
								N-north S-south E-east W- west MS- multi-stemmed	A- average Phys.-physiological.		
								west side. Fencing wire is attached to its lower trunk.			
0013	Ash <i>Fraxinus excelsior</i>	14	540	5N 3S 6E 3W	5	Mature	Fair/ Poor	Fair/Poor It is growing up on the site side of the stream/river on the side of the bank. The visual assessment has been limited to some degree due to the dense Ivy cover and undergrowth. It is being heavily suppressed by Ivy increasing its crown wind sail. It consists of two stems growing up from the same base. Its crown overhang on the south side has been cut back leaving its crown more open and asymmetrical. It contains deadwood throughout its crown.	Tidy up the area around its base to allow better access. Cut Ivy at ground level and remove to a height of c.2 m on the main trunk to allow a more detailed assessment. Remove deadwood and unstable growth. Prune back heavy side branches in order to improve the shape/ balance of its crown.	10-20	C1
Hedge No.1 (b)	Hawthorn <i>Crataegus monogyna</i> Blackthorn <i>Prunus spinosa</i> Bramble <i>Rubus fruticosus</i> Dogrose <i>Rosa canina</i> Goat Willow <i>Salix caprea</i> Elder <i>Sambucus nigra</i>	It extends on from hedge No.1 (a) along the eastern boundary of the site area. It is of a mature age class in fair condition both physiologically and structurally with an open ditch on the site side (western side) and a stream/river on the eastern side. It is located on a high hedgerow bank located between the two water features. It consists of clumps of Hawthorn, Bramble, Dogrose, Blackthorn, Goat Willow, Elder, Hazel and small clumps of Holly with Ash ranging in age from seedling to mature trees growing up through the hedge. On the eastern side of the river there are clumps of Snowberry. The bulk of the hedge vegetation is located on the eastern side of the open ditch. The trees range in age from seedlings to mature trees and are predominately Ash with some Beech, forming the upper canopy formation within this area. It has value for screening along this boundary and the lands to its east have been developed for residential use with mainly rear gardens backing onto it. The site side of this hedge has been trimmed to prevent encroachment and to allow access to the stream/river.						It would benefit from general tidying works. Remove large deadwood and unstable growth.	C2/C3		

Tree No.	Tree Species	Ht. (m)	Stem Dia. (mm)	Branch Spread (m)	C-Ht. (m)	Age Class	Phys. Con.	Structural Condition Other Comments	Preliminary Recommendation	Remain Contribute in years	Cat. Grade
								N-north S-south E-east W- west MS- multi-stemmed	A- average Phys.-physiological.		
	Hazel <i>Corylus avellana</i> Holly <i>ilex aquifolium</i> Snowberry <i>Symphoricarpos albus</i>	A5	----	A1W / A3E	----						
The following trees are located in this section of hedge No.1 (b).											
0014	Ash <i>Fraxinus excelsior</i>	16	540	4N 2S 4E 3W	4	Mature	Fair/ Poor	Fair / Poor Very heavy Ivy cover on the main trunk is extending up into its crown. It has received recent trimming to maintain clearance with the overhead utility lines; this has impacted on its structure to some degree.	It would benefit from clearing the area around its base to allow access to carry out a more detailed assessment of its base and lower trunk. Cut Ivy at ground level.	10-20	C1
0015	Ash <i>Fraxinus excelsior</i>	12	680	3N 5S 6E 3W	3	Mature	Fair	Fair/Poor Originally a multi-stemmed tree from base. Decay is developing at old stumps where limbs broke off in the past. It contains deadwood throughout its crown and it is being heavily suppressed by Ivy. It has an asymmetrical crown formation due to overcrowding and past cutting.	Remove large deadwood and unstable growth. Retain as part of the bulking within hedge No.1 (b).	10-20	C1
0016 - 0017	Ash Stems <i>Fraxinus excelsior</i>	11	190/ 100/ 140/ 90 4 stems	2N 2S 4E 3W	4	Mature	Fair	Fair They are growing up on the hedgerow bank between the two ditches/streams. They are generally multiple-stemmed and are growing up together forming part of the one group/canopy formation. They are being heavily suppressed by Ivy increasing their wind sail.	Remove large deadwood and unstable growth. Cut Ivy where it is suppressing their crowns at ground level.	10-20	C1

Tree No.	Tree Species	Ht. (m)	Stem Dia. (mm)	Branch Spread (m)	C-Ht. (m)	Age Class	Phys . Con.	Structural Condition Other Comments	Preliminary Recommendation	Remain Contribute in years	Cat. Grade
								N-north S-south E-east W- west MS- multi-stemmed	A- average Phys.-physiological.		
	0017	12	260/ 290/ 140/ 310 4 stems	3N 3S 6E 2W	4						
0018	Ash <i>Fraxinus excelsior</i>	15	420/ 410 2 stems	3N 4S 7E 3W	2	Mature	Fair	Poor It is being undermined by the water on its western side and this may affect its stability. It has an asymmetrical crown formation weighed towards the open space of the existing developed residential area. It forms a twin-stemmed tree from base with an acute union formation between stems. I would have concerns regarding its stability at its current size.	Ownership of this tree will need to be identified prior to carrying out any works. Reduce crown size, particularly in height, by 2-3m and reshape crown to help stability.	10+	C1
0019	Ash <i>Fraxinus excelsior</i>	15	330/ 460 2 stems	4N 4S 7E 2W	2	Mature	Fair	Poor It is located on the eastern side of the stream/river and the water is undermining its rooting ability and affecting its stability. It has heaved at the root plate in the past as a result and has since re-established an upright structure. It forms part of the group and leans heavily towards the adjoining open space. I have concerns regarding its stability and safety towards the adjoining public open space.	Ownership of this tree will need to be identified prior to carrying out any works. Reduce crown size, particularly in height by 2-3m and reshape crown to help stability. It will require further management in the future.	10+	C1
0020	Beech <i>Fagus sylvatica</i>	15	240/	7N	4	Mature	Fair/	Fair	Remove dead/	20+	C1

Tree No.	Tree Species	Ht. (m)	Stem Dia. (mm)	Branch Spread (m)	C-Ht. (m)	Age Class	Phys . Con.	Structural Condition Other Comments	Preliminary Recommendation	Remain Contribute in years	Cat. Grade
								N-north S-south E-east W- west MS- multi-stemmed	A- average Phys.-physiological.		
			340/ 840 3 stems	7S 7E 7W			Good	Its lower limbs/branches have been removed/cut back in the past in order to raise up its crown leaving stubs with pruning wounds where decay is gaining entry. It is growing up on the central hedgerow bank between the two open ditches/streams. Secondary stems are developing on the south side with a water pocket in the union. It has a slightly asymmetrical crown formation due to the cutting back of its lower branches on the site side in the past. It contains deadwood throughout its crown. It has suffered root damage on the northern side where the hedgerow bank has been dug out in the past.	unstable growth from within its crown.		
0021	Ash <i>Fraxinus excelsior</i>	12	300	3N 2S 3E 1W	6	Early Mature	Fair/ Poor	Fair It is located on the central hedgerow bank between the two ditches/streams. It is growing up within a group environment and has been forced out and up for the light due to overcrowding/ competition from neighbouring trees. Light lvy cover on the main trunk is extending up into its crown. Its crown is showing signs of decline throughout, most likely due to infection by Ash Dieback (<i>Hymenoscyphus fraxineus</i>).	Requires no work at the present time.	10+	C1
0022	Ash <i>Fraxinus excelsior</i>	12	370	4N 4S 4E 3W	5	Early Mature	Fair/ Poor	Fair It is located on the central hedgerow bank between the two ditches/streams and is reasonably well structured. Light lvy cover on the main trunk is extending up into its	lvy will require management in the medium-term.	10+	C1

Tree No.	Tree Species	Ht. (m)	Stem Dia. (mm)	Branch Spread (m)	C-Ht. (m)	Age Class	Phys. Con.	Structural Condition Other Comments	Preliminary Recommendation	Remain Contribute in years	Cat. Grade
								N-north S-south E-east W- west MS- multi-stemmed	A- average Phys.-physiological.		
								crown. Its crown is showing signs of decline throughout, most likely due to infection by Ash Dieback (<i>Hymenoscyphus fraxineus</i>). It contains deadwood throughout its crown, generally of a small size.			
0023	Ash <i>Fraxinus excelsior</i>	12	430/ 320/ 320/ 170/ 150 5 stems	4N 4S 4E 4W	5	Mature	Fair/ Poor	Fair/Poor It is located on the central hedgerow bank between the two ditches/streams. It forms a multi-stemmed tree from base with an acute union formation between stems. It forms part of the upper canopy formation. Its lower branches on the site side have been cut back in order to reduce overhang. Ivy cover on some stems is beginning to extend up into its crown. The canopy is open and sparse and contains deadwood throughout its crown, generally of a small size.	Ivy will require management in the short-term.	10+	C1
Tree No.1	Ash <i>Fraxinus excelsior</i>	9	250	3N 3S 3E 3W	4	Early Mature	Fair	Fair Access to tag and assess this tree has been limited due to dense undergrowth. It is located on the central hedgerow bank between the two ditches/streams. It is infected throughout its crown by "Bacteria Canker of Ash" and this may impact on its long-term health. Its crown is showing signs of decline throughout, most likely due to infection by Ash Dieback (<i>Hymenoscyphus fraxineus</i>).	It would benefit from clearing the area around its base to allow access and to carry out a more detailed assessment of its base and lower trunk.	10+	C1
Tree No. 2	Ash <i>Fraxinus excelsior</i>	8	140/ 160	2N 2S 2E	4	Young	Fair	Fair/Poor Access to tag and assess this tree has been limited due to dense undergrowth. It	It would benefit from clearing the area around its base to	10-20	C1

Tree No.	Tree Species	Ht. (m)	Stem Dia. (mm)	Branch Spread (m)	C-Ht. (m)	Age Class	Phys. Con.	Structural Condition Other Comments	Preliminary Recommendation	Remain Contribute in years	Cat. Grade
								N-north S-south E-east W- west MS- multi-stemmed	A- average Phys.-physiological.		
			2 stems	3W				is located on the central hedgerow bank between the two ditches/streams. Excavations to allow the passage of water from one stream to the other has occurred to its north leaving it on a high bank and its roots have been undermined to some degree by the water. It is of a small sized at present but may become problematic as it grows further in size. Ivy cover on its main trunk is beginning to extend up into its crown. Twin-stemmed from base.	allow access and to carry out a more detailed assessment of its base and lower trunk. Ivy will require management in the short-term.		
Tree No.3	Sycamore <i>Acer pseudoplatanus</i> Ash <i>Fraxinus excelsior</i>	8	240/ 250	2N 2S 2E 2W	4	Mature	Fair	Fair They are growing up together forming part of the one group/ canopy formation. They form part of the upper canopy/ bulking of the hedge. The Sycamore has heaved to the east and is exerting a load on the Ash. Ivy cover on their stems is extending up into the crowns.	Retain as part of the bulking at present. The Sycamore may need to be removed as part of management, depending on the use of this area.	20+	C2
Tree Group No.1	Ash <i>Fraxinus excelsior</i>	Access to tree group No.1 is not possible due to dense undergrowth and a deep open stream. It consists of a group of Ash of an early mature age class in fair condition physiologically and structurally. The crowns of some of these trees are showing signs of decline throughout, most likely due to infection by Ash Dieback (<i>Hymenoscyphus fraxineus</i>). They form part of the upper bulking of hedge No.1 (b) and most trees are multi-stemmed from base. Some of the stems are beginning to be suppressed by Ivy.							Remove large deadwood and unstable growth. Cut Ivy where it is suppressing the crowns of trees.	10-20	C2
		A12	A210	A4N/A4S/A4E/A4W	A3						
0024	Ash <i>Fraxinus excelsior</i>	12	200 x 7 stems	5N 5S 5E	4	Mature	Fair/ Poor	Fair/Poor It consists of a mass of stems growing from an old cut stump and it has grown above	Ivy will require management in the future.	10-20	C1

Tree No.	Tree Species	Ht. (m)	Stem Dia. (mm)	Branch Spread (m)	C-Ht. (m)	Age Class	Phys . Con.	Structural Condition Other Comments	Preliminary Recommendation	Remain Contribute in years	Cat. Grade				
								N-north S-south E-east W- west MS- multi-stemmed	A- average Phys.-physiological.						
				3W				the height of the hedge. Re-growth may become more problematic as it grows further in size due to a structural weakness at the point of attachment to the old stump. Heavy Ivy cover on some stems is beginning to extend up into its crown. The overhang on the site side has been cut back in recent times.	Its height and size will also require management in the future due to structural weaknesses.						
Hedge No. 1 (c)	Hawthorn <i>Crataegus monogyna</i> Blackthorn <i>Prunus spinosa</i> Bramble <i>Rubus fruticosus</i> Dogrose <i>Rosa canina</i> Elder <i>Sambucus nigra</i> Goat Willow <i>Salix caprea</i> Ash <i>Fraxinus excelsior</i>	It extends on from hedge No.1 (b) and forms the eastern boundary between the site area and the adjoining field/open space. It is located on the eastern side (adjoining land) of the open ditch/stream. It is of a mature age class in fair condition both physiologically and structurally. The vegetation has encroached out on the site side and this has been cut back to the stream to prevent encroachment. It consists of Hawthorn with areas of Bramble, Dogrose, Elder, Goat Willow and Blackthorn. Tree species mainly consists of Ash ranging in age from seedlings to mature trees forming the upper canopy in this area. The crowns of some trees are showing signs of decline throughout, most likely due to infection by Ash Dieback (<i>Hymenoscyphus fraxineus</i>). Some sections are being dominated by Bramble and Dogrose.						<table border="1"> <tr> <td>A6</td> <td>----</td> <td>A3W / A3E</td> <td>----</td> </tr> </table>	A6	----	A3W / A3E	----	The following trees are located within hedge No. 1 (c).	It would benefit from general tidying works. Remove large size deadwood and unstable growth.	C2/C3
A6	----	A3W / A3E	----												
0025	Ash <i>Fraxinus excelsior</i>	16	340/ 420/ 460 3 stems	5N 6S 4E 4W	5	Mature	Fair/ Poor	Fair/Poor It forms a three-stemmed tree from base with an acute union formation between stems with included bark present; this may develop into a structural weakness. The branches overhanging the site have been cut back to stubs. Heavy Ivy cover on its main stems extends up into its crown. It has possibly suffered fire damage on the	Remove deadwood and unstable growth. Cut Ivy at ground level. It will require further works in the future.	10-20	C1				

Tree No.	Tree Species	Ht. (m)	Stem Dia. (mm)	Branch Spread (m)	C-Ht. (m)	Age Class	Phys. Con.	Structural Condition Other Comments	Preliminary Recommendation	Remain Contribute in years	Cat. Grade
								N-north S-south E-east W- west MS- multi-stemmed	A- average Phys.-physiological.		
								adjoining property side; this may impact on its health in the long-term.			
0026	Ash <i>Fraxinus excelsior</i>	16	590	3N 6S 4E 4W	4	Mature	Fair	Fair Ivy cover on its main stem extends up into its crown increasing its wind sail. The lower branches have been pruned /removed in order to raise up its crown particularly on the site side with stubs remaining. A wire fence is attached to the base of the tree.	Prune stubs back to proper pruning points. Ivy will require management in the short-term.	10-20	C1
0027	Ash <i>Fraxinus excelsior</i>	13	300/ 420	4N 2S 5E 4W	6	Mature	Fair	Fair A secondary limb is developing from its base with an acute union formation between stems. Heavy Ivy cover on the main trunk is extending up into its crown. The overhang on the site side has been trimmed back.	Ivy will require management in the short-term.	10-20	C1
0028	Ash <i>Fraxinus excelsior</i>	12	370/ 360	7N 5S 5E 4W	3.5	Mature	Fair	Fair It forms a twin-stemmed tree from base with acute union formation between stems. Ivy cover on its main stems extends high up into its crown and it contains deadwood throughout.	Remove deadwood and unstable growth. Cut Ivy at ground level. Ivy will require management in the future.	10-20	C1
0029	Ash <i>Fraxinus excelsior</i>	12	220/ 250/ 120 3 stems	3N 3S 2E 4W	4	Early Mature	Fair	Fair It consists of a group of stems growing up on the site side of the hedgerow bank. They have asymmetrical crown formations due to growing up underneath the canopy of tree No.0028 and are weighed towards the site area. The overhang towards the	Retain as part of the bulking within this area.	10-20	C2

Tree No.	Tree Species	Ht. (m)	Stem Dia. (mm)	Branch Spread (m)	C-Ht. (m)	Age Class	Phys . Con.	Structural Condition Other Comments	Preliminary Recommendation	Remain Contribute in years	Cat. Grade
								N-north S-south E-east W- west MS- multi-stemmed	A- average Phys.-physiological.		
								site has been cut back creating wounds and leaving stubs. It is beginning to develop above the height of the hedge.			
0030	Ash <i>Fraxinus excelsior</i>	12	280	3N 2S 5E 3W	5	Early Mature	Fair	Fair It has a slightly distorted lower stem due to overcrowding/ competition from neighbouring trees. It is gaining space to grow and develop and it has potential for the future. Light lvy cover on the main trunk is extending up into its crown.	lvy may require management in the future.	10-20	C1
0031	Ash <i>Fraxinus excelsior</i>	14	360/ 400	5N 3S 5E 5W	3	Mature	Fair	Fair It forms a twin-stemmed tree from base with an acute union formation between the stems and it may become problematic as it grows further in size. lvy cover on its main stem is beginning to extend up into its crown. Its lower branches have been cut off in the past in order to raise up its crown,	lvy will require management in the future.	10-20	C1
0032	Ash <i>Fraxinus excelsior</i>	16	400/ 460	6N 4S 6E 4W	3	Mature	Fair	Fair It forms a twin-stemmed tree from base and is growing up on the hedgerow bank. It is a large prominent visual tree. It has suffered storm damage in the past and contains deadwood and cracked hanging branches throughout its crown. lvy cover on its lower trunk is beginning to extend up into its crown.	Remove dead/unstable growth. lvy will require management in the short-term.	10-20	C1
0033	Ash <i>Fraxinus excelsior</i>	12	200/ 320/ 350 3 stems	6N 4S 4E 4W	1	Early Mature	Fair	Fair It has been cut into the hedge during past management and is developing multi-stems from near base as a result. lvy cover on some stems is beginning to extend up into its crown. It forms part of	Cut lvy at ground level.	10-20	C2

Tree No.	Tree Species	Ht. (m)	Stem Dia. (mm)	Branch Spread (m)	C-Ht. (m)	Age Class	Phys. Con.	Structural Condition Other Comments	Preliminary Recommendation	Remain Contribute in years	Cat. Grade		
								N-north S-south E-east W- west MS- multi-stemmed	A- average Phys.-physiological.				
								the upper canopy within this hedge.					
Hedge No. 2	Gorse <i>Ulex europaeus</i> Bramble <i>Rubus fruticosus</i> Hawthorn <i>Crataegus monogyna</i> Goat Willow <i>Salix caprea</i> Blackthorn <i>Prunus spinosa</i> Goat Willow <i>Salix caprea</i> Ash <i>Fraxinus excelsior</i>	It runs at ninety degrees to hedge No.1 (c) and extends along the northern boundary of the site area to border with lands that have been previously developed for residential use. It is of a mature age class in fair condition both physiologically and structurally. It is located on both sides of an open stream/ditch that runs on the site side with the main hedge line located on the adjoining landside with species such as Gorse, Bramble, and Hawthorn establishing on the site side. On the adjoining landside of the hedge, planting has been carried out as part of the landscaping to improve its structure and visual appearance. It has been cut in the past to contain crown size and height. It consists of pockets of Hawthorn, Blackthorn, Elder, Goat Willow and some Ash, forming part of the bulking within this area. The site side (southern side) of the hedge has been cut back to prevent encroachment and to allow access to the open stream/ditch. While re-growth is uneven along the line, this should help to improve its quality/structure. Some Goat Willow has established itself within the open ditch/stream.										Cutting should encourage a better structured hedge in the long-term. The remaining tall sections should be cut in-line with the hedge as they are in danger of breaking out in winds.	C2
		A6	----	A4S / A3N	----								
Hedge No. 3	Hawthorn <i>Crataegus monogyna</i> Blackthorn <i>Prunus spinosa</i> Goat Willow <i>Salix caprea</i> Blackthorn <i>Prunus spinosa</i> Goat Willow <i>Salix caprea</i> Bramble <i>Rubus fruticosus</i> Dogrose <i>Rosa canina</i> Holly <i>ilex aquifolium</i> Ash	It runs at ninety degrees to hedge No.2 and forms an internal boundary between the two fields that make up this site area. The main hedge line is located on the western side of the deep open ditch/stream. It is a mature hedge in fair condition both physiologically and structurally. It consists predominately of Hawthorn, Blackthorn, Goat Willow, Elder, Bramble, Dogrose and small pockets of Holly. Ash developing up through the hedge forms part of the upper bulking/canopy formation. It has in the recent past been cut at a height of c.1.8 m and its sides have been trimmed as part of farm management/maintenance. It has re-grown and is beginning to encroach out over the stream/ditch in parts. This cutting should encourage lower growth development and improve its structure and stock proof quality. The few prominent trees within the hedge have been retained uncut and protrude above the height of the hedge. The western side has been tidied up while the eastern side still has the cut material lying within the ditch. Fencing wire has been used in sections of this hedge during past management in order to improve its stock proof quality.										Carry out general tidying works to improve the structure and quality of the hedge.	C2
		A4	----	A2S/ A3N	----								

Tree No.	Tree Species	Ht. (m)	Stem Dia. (mm)	Branch Spread (m)	C-Ht. (m)	Age Class	Phys. Con.	Structural Condition Other Comments	Preliminary Recommendation	Remain Contribute in years	Cat. Grade
								N-north S-south E-east W- west MS- multi-stemmed	A- average Phys.-physiological.		
	<i>Fraxinus excelsior</i>	The following trees are located within Hedge No.3.									
0034	Ash <i>Fraxinus excelsior</i>	10	240	3N 2S 3E 2W	4	Early Mature	Fair	Fair It has a slightly asymmetrical crown formation due to overcrowding/competition from the hedge. It has been given space to develop by the cutting back of the surrounding hedge. Its lower branches have been cut back to stubs. Its crown is showing signs of decline throughout, most likely due to infection by Ash Dieback (<i>Hymenoscyphus fraxineus</i>).	Prune stubs back to proper pruning points.	10+	C1
0035	Ash <i>Fraxinus excelsior</i>	12	450/ 480	4N 4S 5E 4W	4	Mature	Fair	Fair It forms a twin-stemmed tree from base with a slightly acute union formation between stems. The competing hedge has been cut back and the lower branches have been pruned back also. Ivy cover on its main trunk is extending up into its crown. It is infected by "Bacteria Canker of Ash"; which may impact on its long-term health. Its crown is also showing signs of decline throughout, most likely due to infection by Ash Dieback (<i>Hymenoscyphus fraxineus</i>).	Prune stubs back to proper pruning points and remove dead/unstable growth. Cut Ivy at ground level.	10+	C1
0036	Ash <i>Fraxinus excelsior</i>	11	240/ 280/ 300 3 stems	4N 3S 4E 3W	4	Mature	Fair	Fair/Poor It forms a multiple-stemmed tree from base with an acute union formation between stems. Some stems have been cut back in-line with the hedge during past management impacting on its crown structure and appearance. Some stems are being suppressed by Ivy.	Cut Ivy at ground level.	10-20	C1

Tree No.	Tree Species	Ht. (m)	Stem Dia. (mm)	Branch Spread (m)	C-Ht. (m)	Age Class	Phys . Con.	Structural Condition Other Comments	Preliminary Recommendation	Remain Contribute in years	Cat. Grade
								N-north S-south E-east W- west MS- multi-stemmed	A- average Phys.-physiological.		
0037	Ash <i>Fraxinus excelsior</i>	11	260/ 240	2N 3S 2E 3W	4	Early Mature	Fair	Fair/Poor It initially consisted of a group of stems forming part of the upper bulking within this hedge. All stems except one have been cut back in-line with the hedge during past management leaving the remaining stem open/ exposed to winds. Its crown is asymmetrical due to overcrowding/ competition. It may become problematic in the future.	Prune stubs back to proper pruning points.	20+	C1
0038	Ash <i>Fraxinus excelsior</i>	10	280/ 320	3N 1S 2E 3W	4	Mature	Fair	Fair/Poor It was initially multi-stemmed from base; all except one stem has been cut back in-line with the hedge during past hedge management works leaving this stem more open/exposed to winds. It may become problematic in the future. Light Ivy cover is extending up into its crown.	Ivy will require management in the future.	20+	C1
0039	Ash <i>Fraxinus excelsior</i>	11	460	5N 4S 5E 4W	4	Mature	Fair	Fair It is a large prominent tree and the surrounding hedge vegetation has been cut back. Its lower branches have been cut back to raise up its crown and to reduce overhang on either side. It is being heavily suppressed by Ivy.	Prune stubs back to proper pruning points. Cut Ivy at ground level.	20+	B1
0040	Ash <i>Fraxinus excelsior</i>	11	170/ 300/ 270 3 stems	1N 3S 4E 1W	4	Mature	Fair/ Poor	Poor It was initially multi-stemmed from base and its crown structure has been affected due to overcrowding/ competition from neighbouring trees. One of its stems has been cut back in-line with the hedge during recent management of the hedge leaving its crown more open/exposed to winds. It	Remove dead/unstable growth. Cut Ivy at ground level. It will require further	10+	C1

Tree No.	Tree Species	Ht. (m)	Stem Dia. (mm)	Branch Spread (m)	C-Ht. (m)	Age Class	Phys . Con.	Structural Condition Other Comments	Preliminary Recommendation	Remain Contribute in years	Cat. Grade
								N-north S-south E-east W- west MS- multi-stemmed	A- average Phys.-physiological.		
								is being heavily suppressed by Ivy.	management in the future to contain.		
0041	Ash <i>Fraxinus excelsior</i>	10	240	2N 2S 3E 2W	4	Early Mature	Fair	Fair/Poor It was initially multi-stemmed from base and all stems except one have been cut back in-line with the hedge during management. Its lower branches have been removed to raise up its crown.	It may require management in the future.	10-20	C1
0042	Ash <i>Fraxinus excelsior</i>	10	250	2N 3S 3E 2W	4	Early Mature	Good	Fair It is single-stemmed and its crown structure has been slightly affected in the past due to overcrowding/competition from the hedge. The hedge has been cut back during past management leaving it more space to grow and develop. Its lower branches have been removed to raise up its crown, leaving stubs.	Prune stubs back to proper pruning points.	20-40	B1
0043	Ash <i>Fraxinus excelsior</i>	10	270/ 280	4N 0S 3E 2W	4	Early Mature	Fair	Poor It was initially three-stemmed from base and two of these have been cut back in-line with the hedge during the past hedge management leaving one stem which has an asymmetrical crown formation. It may become problematic in the future.	Requires no work at the present time.	10-20	C1
0044	Ash <i>Fraxinus excelsior</i>	11	400/ 230	3N 2S 3E 3W	4	Mature	Fair	Fair/Poor A twin-stemmed from base, it has been cut back in-line with the hedge during past management. It may become problematic in the future.	Requires no work at the present time.	10-20	C1
0045	Ash <i>Fraxinus excelsior</i>	11	270	3N 3S 4E 3W	4	Early Mature	Fair/ Good	Fair/Good It is single-stemmed and the hedge vegetation has been cut back during past management leaving it space to grow and	Requires no work at the present time.	20 - 40	B1

Tree No.	Tree Species	Ht. (m)	Stem Dia. (mm)	Branch Spread (m)	C-Ht. (m)	Age Class	Phys. Con.	Structural Condition Other Comments	Preliminary Recommendation	Remain Contribute in years	Cat. Grade
								N-north S-south E-east W- west MS- multi-stemmed	A- average Phys.-physiological.		
								develop. Light Ivy cover on the lower trunk is extending up into its crown.			
0046	Ash <i>Fraxinus excelsior</i>	11	400	3N 3S 3E 2W	4	Mature	Fair/ Good	Fair It has a slightly asymmetrical crown formation due to past overcrowding/competition from the hedge vegetation. Heavy Ivy cover is extending up into its crown. Its lower branches have been pruned off to raise up its crown.	Prune stubs back to proper pruning points. It would benefit from Ivy being cut at ground level.	20-40	B1
0047	Ash <i>Fraxinus excelsior</i>	11	360/ 340	3N 3S 4E 2W	4	Mature	Fair	Fair It is an infected by "Bacteria Canker of Ash" throughout its crown. It forms a twin-stemmed tree from base. Its lower branches/limbs have been removed/cut back to stubs in order to raise up its crown. Ivy cover on the main trunk is extending up into its crown increasing its wind sail.	Prune stubs back to proper pruning points. Cut Ivy at ground level.	20+	B1
0048	Sycamore <i>Acer pseudoplatanus</i>	8	180	2N 1S 1E 2W	4	Semi Mature	Fair/ Good	Fair It is beginning to develop above the hedge line. Competing vegetation has been cut back during past hedge management leaving it in isolation and giving it space to grow and develop.	Remove broken branches. Prune stubs back to proper pruning points.	40+	B1
0049	Ash <i>Fraxinus excelsior</i>	8	230/ 130	2N 1S 2E 2W	3	Early Mature	Fair	Fair It forms a twin-stemmed tree from base; the south stem has been cut back in-line with the hedge affecting its crown structure.	Retain as part of the bulking at present.	20+	C1
0050	Ash <i>Fraxinus excelsior</i>	9	140	2N 2S 2E 1W	4	Semi Mature	Fair	Fair A single-stem tree and the competing hedge vegetation has been cut back during the hedge management giving it space to grow and develop. Its lower branches	Prune stubs back to proper pruning points.	40+	B1

Tree No.	Tree Species	Ht. (m)	Stem Dia. (mm)	Branch Spread (m)	C-Ht. (m)	Age Class	Phys. Con.	Structural Condition Other Comments	Preliminary Recommendation	Remain Contribute in years	Cat. Grade
								N-north S-south E-east W- west MS- multi-stemmed	A- average Phys.-physiological.		
								have been pruned off in order to raise up its crown.			
0051	Sycamore <i>Acer pseudoplatanus</i>	9	370	3N 3S 4E 2W	3	Early Mature	Fair/ Good	Fair It is located on the eastern side of the hedge and ditch. It has self-seeded and forms part of the bulking within this area. It has a low canopy formation and lower branches have been pruned to improve ground clearance.	Requires no work at the present time.	20+	B1
0052	Ash <i>Fraxinus excelsior</i>	11	400/ 420	5N 1S 4E 3W	4	Mature	Fair/ Poor	Fair/Poor It forms a twin-stemmed tree from base and its stems intertwine creating a structural weakness. Heavy Ivy cover on the main trunk is extending up into its crown. It has an asymmetrical crown formation due to its group growing environment/competition. Its lower branches have been pruned back in order to raise up its crown leaving stubs. It will become problematic in the future.	Prune stubs back to proper pruning points. Cut Ivy at ground level.	10-20	C1
0053	Sycamore <i>Acer pseudoplatanus</i>	11	280	2N 3S 3E 3W	3	Early Mature	Fair/ Good	Fair It is growing up forming part of the group/canopy formation with tree No.0052 and its crown structure has been slightly affected as a result. Its lower branches have been pruned back to stubs in order to raise up its crown. Competing vegetation has been cut back during the management of the hedge giving it more space to grow and develop.	Cut Ivy at ground level.	20+	B1
0054	Sycamore <i>Acer pseudoplatanus</i>	11	280	1N 2S 3E	4	Early Mature	Fair/ Good	Fair It is growing up forming part of the group/canopy formation with tree Nos.	Prune stubs back to proper pruning points.	20+	B1

Tree No.	Tree Species	Ht. (m)	Stem Dia. (mm)	Branch Spread (m)	C-Ht. (m)	Age Class	Phys . Con.	Structural Condition Other Comments	Preliminary Recommendation	Remain Contribute in years	Cat. Grade
								N-north S-south E-east W- west MS- multi-stemmed	A- average Phys.-physiological.		
				1W				0052 & 0053 and it has an asymmetrical crown formation as a result. It has received trimming of its side branches in order to raise up its crown leaving stubs. The competing vegetation has also been cut back.	Ivy will require management in the short-term.		
0055	Ash <i>Fraxinus excelsior</i>	10	260	3N 2S 4E 2W	4	Early Mature	Fair	Fair Competing vegetation has been cut back during the management of the hedge leaving it in isolation with space to grow and develop. It has suffered bark wounding during the hedge cutting works. Its crown is showing signs of decline throughout, most likely due to infection by Ash Dieback (<i>Hymenoscyphus fraxineus</i>). Light Ivy cover on the main trunk is extending up into its crown. Its lower branches have been removed in order to raise up its crown leaving stubs.	Prune stubs back to proper pruning points.	10+	C1
0056	Ash <i>Fraxinus excelsior</i>	10	200	3N 2S 2E 2W	4	Early Mature	Poor	Fair/Poor Competing vegetation has been cut back during the management of the hedge leaving it space to grow and develop. The main stem has split at c.2m and a broken branch is hanging on the west side. There are also branch stubs on the west side where branches have been cut. It is infected with "Bacteria Canker of Ash".	Remove broken branch. Retain for now as part of bulking of the hedge.	10-20	C1
0057	Ash <i>Fraxinus excelsior</i>	10	280/ 340	2N 2S 3E 2W	3	Early Mature	Fair	Fair Competing vegetation has been cut back during the management of the hedge. It forms a twin-stemmed tree from near ground level with an acute union formation	Prune stubs back to proper pruning points. It may require further management in the	20+	B1

Tree No.	Tree Species	Ht. (m)	Stem Dia. (mm)	Branch Spread (m)	C-Ht. (m)	Age Class	Phys . Con.	Structural Condition Other Comments	Preliminary Recommendation	Remain Contribute in years	Cat. Grade
								N-north S-south E-east W- west MS- multi-stemmed	A- average Phys.-physiological.		
								between stems with included bark present. It has received cutting of its lower branches in order to raise up its crown, further impacting on its crown structure.	future.		
0058	Ash <i>Fraxinus excelsior</i>	14	740	6N 8S 6E 5W	4	Mature	Fair	Fair It is a large sized tree within the hedge. It is being heavily suppressed by Ivy. Its lower branches have been cut back during the hedge cutting works in order to raise up its crown with stubs remaining.	Prune stubs back to proper pruning points. Remove deadwood and unstable growth. Cut Ivy at ground level.	20+	B1
0059	Ash <i>Fraxinus excelsior</i>	14	330	4N 4S 4E 4W	3	Early Mature	Fair	Good It has self-seeded slightly out from the main hedge line. It is a good quality tree and is beginning to develop above the height of the hedge. This tree has good potential for the future.	Requires no work at the present time.	20+	B1
0060	Ash <i>Fraxinus excelsior</i>	10	190	2N 2S 2E 2W	4	Semi Mature	Fair/ Good	Fair/Good It is being slightly overcrowded by a neighbouring tree. This tree has good potential for the future.	Requires no work at the present time.	20+	B1
0061	Ash <i>Fraxinus excelsior</i>	12	350/ 600/ 170 3 stems	4N 4S 8E 3W	2	Mature	Poor	Poor It forms a multi-stemmed tree from base with basal decay present; as a result, it is susceptible to large limb failure. In particular, the large stem extending to the east contains decay pockets where branch loss has occurred. It is heavily infected by "Bacteria Canker of Ash" and is being suppressed by Ivy. This tree poses a health and safety risk and has outgrown its usefulness.	I would recommend its removal as the part of management.	<10	U

Tree No.	Tree Species	Ht. (m)	Stem Dia. (mm)	Branch Spread (m)	C-Ht. (m)	Age Class	Phys . Con.	Structural Condition Other Comments	Preliminary Recommendation	Remain Contribute in years	Cat. Grade
								N-north S-south E-east W- west MS- multi-stemmed	A- average Phys.-physiological.		
		The following trees are growing up through the old farmyard. They have all self-seeded into this area along with some clumps of Elder due to lapsed management and the farmyard being derelict.									
0062	Ash <i>Fraxinus excelsior</i>	10	250/ 200	1N 4S 4E 1W	4	Early Mature	Fair/ Poor	Poor It was initially multi-stemmed from c.0.75m up, a number of limbs have been cut off over the years leaving two stems to form an asymmetrical crown. An Elder tree to the south is resting in the crown of this tree exerting a load on the stem. A corrugated iron sheet has become embedded in the main stem on the east side. This tree has no potential for the future.	I would recommend its removal as part of management	<10	U
		The following trees have self-seeded against the walls of the old buildings and some have the potential to cause structural damage in the long-term as they grow further in size.									
0063	Ash <i>Fraxinus excelsior</i>	12	280/ 160/ 200 3 stems	4N 1S 4E 3W	3	Early Mature	Fair/ Good	Fair/Poor It has self-seeded into this area. It forms a multi-stemmed tree from base with an acute union formation between stems. It is growing up within a group environment with an asymmetrical crown formation as a result.	Retain as part of the bulking within this area at present.	20+	C1
0064	Ash <i>Fraxinus excelsior</i>	10	210	2N 1S 2E 5W	1.5	Early Mature	Fair/ Poor	Poor It is being overcrowded by neighbouring trees and is being heavily suppressed by Ivy.	I would recommend its removal as part of management.	<10	U
0065	Ash <i>Fraxinus excelsior</i>	14	380	3N 3S 4E 5W	2	Early Mature	Good	Fair It has self-seeded into this area. It is being slightly overcrowded and would benefit from more space to grow and develop. Ivy cover on the main trunk is beginning to extend up into its crown.	Ivy will require management in the short-term.	20+	C1

Tree No.	Tree Species	Ht. (m)	Stem Dia. (mm)	Branch Spread (m)	C-Ht. (m)	Age Class	Phys . Con.	Structural Condition Other Comments	Preliminary Recommendation	Remain Contribute in years	Cat. Grade
								N-north S-south E-east W- west MS- multi-stemmed	A- average Phys.-physiological.		
0066	Sycamore <i>Acer pseudoplatanus</i>	12	270/ 170/ 140 3 stems	5N 3S 4E 1W	2.5	Early Mature	Fair	Poor It has self-seeded and is growing from the base of a wall and is beginning to cause structural damage to the wall that could lead to its collapse.	I would recommend its removal as part of management.	<10	U
0067	Ash <i>Fraxinus excelsior</i>	14	230	1N 3S 4E 2W	3	Early Mature	Fair	Poor It has self-seeded into this area. It is growing up within a group environment with an asymmetrical crown formation as a result. It contains deadwood throughout its crown. There is a longitudinal area of decay up along its main trunk limiting its future potential.	I would recommend its removal as part of management.	<10	U
0068	Sycamore <i>Acer pseudoplatanus</i>	15	350/ 290	6N 2S 4E 7W	2	Early Mature	Fair	Fair It is self-seeded from the base of a shed wall and is growing up within a group environment. It is twin-stemmed from c.0.5m up with an acute union formation between stems with included bark present, this is a structural weakness. It has the potential to cause structural damage to the shed.	Retain as part of the group structure. Remove lower branches in order to raise up its crown. Future management will depend on the development within this area and the potential for the sheds.	10+	C1
0069	Ash <i>Fraxinus excelsior</i>	14	350	3N 3S 7E 0W	3.5	Early Mature	Fair/ Good	Fair/Poor It has self-seeded into this area and is growing up within the canopy of neighbouring trees and its crown structure has been affected as a result. It leans out over a building and root damage is evident.	Retain as part of the group structure. Remove lower branches in order to raise up its crown.	10+	C1
0070	Ash <i>Fraxinus</i>	15	310/	3N	3.5	Mature	Fair/	Fair	Prune back lower	10-20	C1

Tree No.	Tree Species	Ht. (m)	Stem Dia. (mm)	Branch Spread (m)	C-Ht. (m)	Age Class	Phys . Con.	Structural Condition Other Comments	Preliminary Recommendation	Remain Contribute in years	Cat. Grade
								N-north S-south E-east W- west MS- multi-stemmed	A- average Phys.-physiological.		
	<i>excelsior</i>		450	6S 6E 7W			Good	It forms a twin-stemmed tree from base with an acute union formation between stems. Its crown structure has been affected due to overcrowding/competition from neighbouring trees and it has an asymmetrical crown formation as a result. Its lower branches are rubbing off the adjoining buildings.	branches in order to raise up its crown.		
Hedge No.4	Hawthorn <i>Crataegus monogyna</i> Elder <i>Sambucus nigra</i> Privet <i>Ligustrum vulgare</i> Bramble <i>Rubus fruticosus</i> Snowberry <i>Symphoricarpos albus</i> Sycamore <i>Acer pseudoplatanus</i> Ash <i>Fraxinus excelsior</i>	It runs at ninety degrees to hedge No.3 and extends along the sites southern boundary with the main road. It is a mature hedge in fair/poor condition both physiologically and structurally. It consists of isolated clumps of Hawthorn, Elder and Privet with openings and large in-fill areas of Bramble. Also developing through the hedge is Ash, Sycamore and Elm seedlings providing the higher bulking. There are small clumps of Snowberry particularly around the farmyard within this hedge. It forms the boundary with the road and has possibly been impacted upon by past construction activities on the road side. The roadside has been kept trimmed to prevent encroachment and the field side has received trimming to tidy it up in the past with hedge species, particularly Bramble, encroaching out again. Its height has not been pruned and some sections are of poor structure and are prone to wind damage. It has been re-enforced with fencing wire to improve its stock proof quality.						It would benefit from further trimming/maintenance to promote health and safety and to contain the hedge. Cut back tall poorly structured sections of the hedge that are prone to breaking out/wind damage. Plant up openings to improve structure/quality.	C2		
		A6	---	A5E / A4W	---						
		The following trees are located within hedge.No.4.									
0071	Ash <i>Fraxinus excelsior</i>	15	830	7N 2S 5E 7W	5	Mature	Fair	Poor It is a large size tree and fencing wire has been attached to its main trunk. It is being heavily suppressed by Ivy. It has an asymmetrical crown formation weighed in away from the road due to past branch failure and the removal of a large scaffold	I would recommend its removal or coppice into the hedge as part of management.	<10	U

Tree No.	Tree Species	Ht. (m)	Stem Dia. (mm)	Branch Spread (m)	C-Ht. (m)	Age Class	Phys . Con.	Structural Condition Other Comments	Preliminary Recommendation	Remain Contribute in years	Cat. Grade
								N-north S-south E-east W- west MS- multi-stemmed	A- average Phys.-physiological.		
								limb on the road side. Its lower stem leans slightly which maybe an indication towards root movement as a result of damage caused during upgrade works on the road.			
0072	Ash <i>Fraxinus excelsior</i>	12	350/ 400	3N 2S 5E 3W	6	Mature	Poor	Poor It forms a multi-stemmed tree from base. The stems on the road have been cut back leaving stumps. Decay is developing into pruning cuts/wounds and the growth developing from these is weak and prone to failure. It is heavily infected by "Bacteria Canker of Ash" throughout its crown. It has limited potential.	I would recommend its removal or coppice into the hedge as part of management.	<10	U
0073	Ash <i>Fraxinus excelsior</i>	14	230/ 250/ 220/ 240 4 stems	2N 6S 4E 5W	5	Mature	Fair	Fair/Poor It forms a multi-stemmed tree from base and it has most likely been cut back into the hedge during past management. The limbs on the road side have been broken off to maintain clearance with the road leaving its crown more asymmetrical and weighed away from the road. Ivy cover on its main trunk is beginning to extend up into its crown. Due to structure it is prone to further limb failure in the future.	Remove deadwood and unstable growth. Cut Ivy at ground level. It will require further pruning in the future.	10+	C1
0074	Elm <i>Ulmus procera</i>	11	270	7N 1S 2E 3W	5	Early Mature	Fair	Fair/Poor It forms a twin-stemmed tree from base and one stem leans heavily in over the field. It has received cutting back on the roadside to reduce overhang which is affecting its crown structure. Ivy cover on its main trunk is beginning to extend up into its crown. This tree is prone to infection by "Dutch Elm" disease.	It will require further cutting back in the future in order to contain.	10-20	C1

Tree No.	Tree Species	Ht. (m)	Stem Dia. (mm)	Branch Spread (m)	C-Ht. (m)	Age Class	Phys . Con.	Structural Condition Other Comments	Preliminary Recommendation	Remain Contribute in years	Cat. Grade
								N-north S-south E-east W- west MS- multi-stemmed	A- average Phys.-physiological.		
0075	Elm <i>Ulmus procera</i>	11	250	4N 1S 2E 4W	4	Early Mature	Dead	Poor This tree is dead and given its proximity, immediately adjacent to the public road, it is recommended that it be removed as a matter of urgency.	I would recommend its removal as part of management.	<10	U
0076	Sycamore <i>Acer pseudoplatanus</i>	10	500	3N 2S 4E 4W	4	Mature	Good	Fair/Good Its lower branches on the field side have been cut off in order to raise up its crown leaving stubs and unbalancing its crown slightly.	Prune stubs back to target pruning points.	20+	B1
0077 – 0082	Sycamore <i>Acer pseudoplatanus</i>	A14	A280	A3N A3S A2E A2W	A4	Early Mature	Fair/ Good	Fair They form the upper canopy of this hedge line. Their branches on the road side have been broken off or cut off in the past to prevent obstruction. In more recent years stems and branches on the field side have been removed breaking up the group structure somewhat. Large sized stems have been removed from some of the trees and this may impact on their stability in the long-term as decay progresses.	Prune stubs back to proper pruning points. Maintain clearance over the road.	10-20	C2
0083 & 0084	Ash <i>Fraxinus excelsior</i>	12	250/ 240	3N 3S 4E 3W	4	Early Mature	Fair	Fair The lower branches on the roadside have been cut off in the past to improve clearance.	Prune stubs back to target pruning points.	20+	C2
0084	Sycamore <i>Acer pseudoplatanus</i>	12	260	3N 3S 3E 3W	4	Early Mature	Fair/ Good	In recent times lower stems/branches have been cut back to stubs on tree No.0084.			
0085 &	Ash	12	180/	3N	4	Early	Fair	Fair	Requires no work at	10-20	C2

Tree No.	Tree Species	Ht. (m)	Stem Dia. (mm)	Branch Spread (m)	C-Ht. (m)	Age Class	Phys. Con.	Structural Condition Other Comments	Preliminary Recommendation	Remain Contribute in years	Cat. Grade
								N-north S-south E-east W- west MS- multi-stemmed	A- average Phys.-physiological.		
0086	<i>Fraxinus excelsior</i>		210	2S 3E 3W		mature		They form part of the bulking within the hedge. Their lower branches on the roadside have been removed in the past or were broken off. On the field side the lower branches have been cut back to stubs as part of the maintenance.	the present time.		
0086	Sycamore <i>Acer pseudoplatanus/</i>	12	170/ 130/ 260	3N 2S 3E 3W							
0087	Ash <i>Fraxinus excelsior</i>	11	280/ 260/ 150/ 160/ 130 5 stems	3N 2S 3E 3W	4	Early Mature	Fair	Fair It forms a multiple-stemmed tree from low down with an acute union formation between stems. Its lower branches on the roadside have been cut back/broken off in the past to maintain clearance with the road. On the field side the lower branches have been cut back to stubs to reduce overhang. Ivy cover is extending up into the crown.	Cut Ivy at ground level.	20+	C2
0088 – 0091	Ash <i>Fraxinus excelsior</i>	A14	14 stems A140	A4N A3S A3E A2W	A4	Early Mature	Fair	Fair Originally part of the hedge at this location, they have grown up above the hedge line. They have been cut into the hedge at a height of c.1 m in the past, but have since been allowed to grow up with multi-stemmed crowns. The growth may become problematic as they grow further in size. The overhang on the roadside has been cut back /broken off in the past to prevent obstruction. On the field side the overhang into the field has been cut back leaving stubs.	They will require management in the future.	20+	C2
0092	Ash <i>Fraxinus</i>	14	300/ 120/	2N 3S	4	Early Mature	Fair	Fair It forms a multi-stemmed tree from low	Prune stubs back to proper target pruning	20+	C2

Tree No.	Tree Species	Ht. (m)	Stem Dia. (mm)	Branch Spread (m)	C-Ht. (m)	Age Class	Phys. Con.	Structural Condition Other Comments	Preliminary Recommendation	Remain Contribute in years	Cat. Grade			
								N-north S-south E-east W- west MS- multi-stemmed	A- average Phys.-physiological.					
	<i>excelsior</i>		280 3 stems	3E 3W				down. It has possibly been cut in line with the hedge during past management. Ivy cover on some stems is beginning to extend up into the crown. The overhang on the road side has been cut back in order to maintain clearance. The overhang on the field has also been cut back leaving stubs.	points. Ivy will require management in the future.					
0093 - 0094	Ash <i>Fraxinus excelsior</i>	12	200/ 200/ 140 3 stems	3N 2S 2E 2W	4	Early Mature	Fair	Fair They were initially cut/ coppiced back into the hedge, but have since been allowed to grow up tall. They may become problematic as they grow further in size. The overhang on the roadside and on the field side has been cut back in order to raise up their crowns. They have received pruning in the past to maintain clearance with the overhead utility lines and these are beginning to obstruct the utility lines again.	They will require repeat pruning to maintain clearance with the utility lines.	10-20	C2			
0094	Ash <i>Fraxinus excelsior</i>	12	140/ 150/ 130 3 stems	3N 2S 2E 2W	4									
Hedge No.5(a)	Hawthorn <i>Crataegus monogyna</i> Elder <i>Sambucus</i> Hazel <i>Corylus avellana</i>	<p>It runs at ninety degrees to hedge No.4 and extends along the western boundary of the site area. This section of hedge forms the boundary with the neighbouring residential property. It is of a mature age class in fair condition physiologically and in fair/poor condition structurally. It consists of clumps of Hawthorn, Hazel and Elder with an understory of Bramble and Dogrose. On the adjoining landside of the boundary fence is a line Lawson Cypress. These have been cut back in the past but have re-grown from the cut points.</p> <table border="1" data-bbox="510 1273 965 1342"> <tr> <td>A8</td> <td>A450 MS</td> <td>A4E / A4W</td> <td>----</td> </tr> </table> <p>The following tree is located within this section of the hedge.</p>						A8	A450 MS	A4E / A4W	----	Prune poorly structured sections of hedge back in order to help stabilise it and tidy up the undergrowth. It would benefit from under planting to improve density and structure.		C2
A8	A450 MS	A4E / A4W	----											
0095	Ash	19	900/	8N	4	Mature	Fair	Fair/Poor	Remove	10+	C1			

Tree No.	Tree Species	Ht. (m)	Stem Dia. (mm)	Branch Spread (m)	C-Ht. (m)	Age Class	Phys. Con.	Structural Condition Other Comments	Preliminary Recommendation	Remain Contribute in years	Cat. Grade			
								N-north S-south E-east W- west MS- multi-stemmed	A- average Phys.-physiological.					
	<i>Fraxinus excelsior</i>		600	3S 6E 7W				It is a large sized tree, multiple-stemmed from base. The south stem has a large decay cavity with extensive internal decay present and has broken out leaving a short stump. It has received cutting back on the field side to reduce overhang leaving its crown slightly more open/exposed. It has a broad spreading crown formation containing heavy side limbs/branches. Heavy Ivy cover on the main trunk is extending up into its crown. Some of this has been cut at ground level in the past. It contains deadwood throughout its crown.	dead/unstable growth and reduce crown size by c.2m using a combination of crown thinning and end weight reduction. Cut Ivy at ground level.					
Hedge No.5 (b)	Hawthorn <i>Crataegus monogyna</i> Elder <i>Sambucus</i> Holly <i>ilex aquifolium</i> Bramble <i>Rubus fruticosus</i>	It extends on from hedge No.5 (a) and runs along the western boundary of the site area. It is located on the adjoining land side of an open wet ditch and forms the boundary between two agricultural fields. It is of a mature age class in fair condition both physiologically and structurally. It consists of clumps of Hawthorn, Elder, and Holly with trees ranging in age from seedlings to mature trees. The site side has been trimmed to allow access to carry out maintenance works on the open ditch. Bramble is dominating the lower vegetation. Some sections are being suppressed by Ivy and are prone to wind damage as a result. It is beginning to grow tall and is losing its lower branches and foliage to grazing live stock.							Reduce height of the hedge by 50% in order to improve its structure and quality.	C2				
		<table border="1"> <tr> <td>A6</td> <td>---</td> <td>A2E A3W</td> <td>---</td> </tr> </table>						A6	---	A2E A3W	---			
A6	---	A2E A3W	---											
		The following are the more prominent trees within hedge No.5 (b).												
0096	Holly <i>ilex aquifolium</i>	10	A140 7 stems	3N 3S 4E 4W	6	Mature	Fair/ Good	Fair Its lower branches have been trimmed to create clearance over the open ditch. It forms part of the bulking within this area.	Requires no work at the present time.	20+	B1			
0097	Sycamore <i>Acer pseudoplatanus</i>	16	A170 7	2N 5S 5E	6	Mature	Fair/ Good	Fair Secondary limbs are developing from its base with a broad union formation. Lower	Prune stubs back to target pruning points.	20 - 40	B1			

Tree No.	Tree Species	Ht. (m)	Stem Dia. (mm)	Branch Spread (m)	C-Ht. (m)	Age Class	Phys. Con.	Structural Condition Other Comments	Preliminary Recommendation	Remain Contribute in years	Cat. Grade
								N-north S-south E-east W- west MS- multi-stemmed	A- average Phys.-physiological.		
			stems	4W				branches on the site side have been cut back in order to raise up its crown leaving stubs. Re-growth is taking place from the cut points which will require management in the future.			
0098	Ash <i>Fraxinus excelsior</i>	18	A200 5 stems	5N 2S 6E 6W	6	Mature	Fair	Fair It forms a multi-stemmed tree from base. It is growing up forming part of the group/canopy formation with tree No.0097. Heavy Ivy cover on the main trunk is extending up into its crown. Its lower branches on the field side have been cut off in order to raise up its crown leaving stubs.	Remove deadwood and unstable growth. Cut Ivy at ground level.	20+	B1
		Trees No's 0099-0151 are growing up together forming part of the one line/canopy formation and provide support/shelter to one another. As a group they are of some prominence within this area.									B2
0099	Ash <i>Fraxinus excelsior</i>	18	420/ 400	3N 5S 5E 6W	6	Mature	Fair	Fair It consists of two stems growing up together with an acute union formation. The two stems are multi-stemmed with Ivy cover on their main trunks extending up into their crowns. It contains deadwood throughout its crown. Its lower branches have been pruned to raise up its crown.	Remove deadwood and unstable growth. Ivy will require management in the future.	20+	B2
0100	Ash <i>Fraxinus excelsior</i>	18	320/ 340	3N 2S 4E 5W	6	Mature	Fair/ Good	Fair It is growing up within a group environment and forms a twin-stemmed tree from base with a broad union formation. Its lower branches on the field side have been cut back in order to raise up its crown. Light Ivy cover on the main trunk is extending up into its crown. It contains deadwood	Remove deadwood and unstable growth. Ivy will require management in the future.	20+	B2

Tree No.	Tree Species	Ht. (m)	Stem Dia. (mm)	Branch Spread (m)	C-Ht. (m)	Age Class	Phys. Con.	Structural Condition Other Comments	Preliminary Recommendation	Remain Contribute in years	Cat. Grade
								N-north S-south E-east W- west MS- multi-stemmed	A- average Phys.-physiological.		
								throughout its crown.			
Tag nos. 0101 – 0148 are not in use											
0149	Ash <i>Fraxinus excelsior</i>	17	200/ 260	3N 2S 4E 5W	6	Early Mature	Fair	Fair It forms a twin-stemmed tree from base. It is growing up within a group environment and is sheltered at present. Light lvy cover on the main trunk is extending up into its crown. Its lower branches have been cut back in order to raise up its crown.	lvy will require management in the future.	20+	B2
0150	Ash <i>Fraxinus excelsior</i>	17	180/ 180/ 180 3 stems	2N 1S 5E 5W	6	Early Mature	Fair	Fair It forms a multi-stemmed tree from base. It is growing up within a group environment and is sheltered at present. Its lower branches on the site side have been removed in order to raise up its crown. Light lvy cover on the main trunk is extending up into its crown.	Requires no work at the present time.	20+	B2
0151	Ash <i>Fraxinus excelsior</i>	14	360/ 180/ 240/ 130 4 stems	5N 3S 6E 5W	5	Early Mature	Fair	Fair lvy cover on the main trunk is extending up into its crown. Its lower branches on the site side have been removed in order to raise up its crown. It forms a multi-stemmed tree from low down with an acute union formation between stems; this may become problematic in the future.	Cut lvy at ground level.	20+	B2
		The following two trees (Nos. 0152 & 0153) are growing up together forming part of the one group/canopy formation.							They are best maintained/managed within this group environment.		
0152	Ash <i>Fraxinus excelsior</i>	14	260/ 190/ 240/ 140 4	2N 4S 3E 5W	5	Early mature	Fair	Fair It forms a multi-stemmed tree from base with an acute union formation between stems within included bark present. It forms part of the group/canopy formation with tree No. 0153 and it has an	Requires no work at the present time.	20+	B1

Tree No.	Tree Species	Ht. (m)	Stem Dia. (mm)	Branch Spread (m)	C-Ht. (m)	Age Class	Phys. Con.	Structural Condition Other Comments	Preliminary Recommendation	Remain Contribute in years	Cat. Grade
								N-north S-south E-east W- west MS- multi-stemmed	A- average Phys.-physiological.		
			stems					asymmetrical crown formation.			
0153	Ash <i>Fraxinus excelsior</i>	14	440	4N 2S 5E 6W	4	Mature	Fair	Fair It forms part of the group/canopy formation with tree No. 0152. Its lower branches have been cut back in order to raise up its crown. Ivy is beginning to extend up into its crown and it contains deadwood throughout. It is infected by the fungus "Bacteria Canker of Ash".	Ivy will require management in the short-term.	20+	B1
		The following two trees are growing up together forming part of the one group/canopy formation.									
0154	Ash <i>Fraxinus excelsior</i>	14	270/ 240/ 340/ 180 4 stems	3N 4S 5E 6W	6	Mature	Fair	Fair It forms a multi-stemmed tree from c.1m up with a slightly acute union formation between stems. Its lower branches/limbs on the site side have been removed in order to maintain clearance over the open ditch. Ivy cover on the main trunk is beginning to extend up into its crown.	Cut Ivy at ground level.	20+	B1
0155	Ash <i>Fraxinus excelsior</i>	15	A240 9 stems	5N 3S 5E 6W	6	Mature	Fair	Fair It forms a multi-stemmed tree from low down. Ivy cover on the main trunk is beginning to extend up into its crown increasing its wind sail. Its lower branches/limbs on the site side have been removed in order to allow access to the open ditch. There is evidence of root damage caused during the past clearance works on the open ditch.	Cut Ivy at ground level.	20+	B1
0156	Ash <i>Fraxinus excelsior</i>	15	340/ 340	4N 4S 4E 6W	4	Mature	Fair	Fair/Good It forms a twin-stemmed tree from c.1 m up with an acute union formation between stems. Its lower branches on the field side	Cut Ivy at ground level.	20+	B1

Tree No.	Tree Species	Ht. (m)	Stem Dia. (mm)	Branch Spread (m)	C-Ht. (m)	Age Class	Phys . Con.	Structural Condition Other Comments	Preliminary Recommendation	Remain Contribute in years	Cat. Grade
								N-north S-south E-east W- west MS- multi-stemmed	A- average Phys.-physiological.		
								have been cut back to allow access to the open ditch. Ivy cover on the main trunk is beginning to extend up into its crown.			
0157	Ash <i>Fraxinus excelsior</i>	14	300/ 300/ 300 3 stems	3N 3S 4E 5W	4	Mature	Fair	Fair It forms a multi-stemmed tree from low down with an acute union formation between stems. Its lower branches have been cut back to allow access to the open ditch. Light Ivy cover on the main trunk is extending up into its crown.	Ivy will require management in the future.	20+	B1
0158	Ash <i>Fraxinus excelsior</i>	11	250/ 400	3N 3S 4E 5W	3	Mature	Fair	Fair It forms a twin-stemmed tree from its base with an acute union formation between stems with included bark present. Ivy cover on the main trunk is beginning to extend up into its crown. Its lower branches have been cut back to allow access to the open ditch.	Cut Ivy at ground level.	20+	B1
0159	Ash <i>Fraxinus excelsior</i>	12	260/ 240/ 210/ 220 4 stems	3N 3S 4E 4W	4	Mature	Fair	Fair/Poor It forms a multi-stemmed tree from base. Some stems have been cut back to create clearance with the open ditch. Ivy cover on the main trunk is extending up into its crown. It is infected up along its scaffold limbs by the fungus "Bacteria Canker of Ash".	Cut Ivy at ground level.	10-20	C1
0160	Ash <i>Fraxinus excelsior</i>	12	290/ 200/ 180/ 160 4 stems	4N 4S 2E 6W	3	Mature	Fair	Fair It is located on the adjoining landside of the boundary fence. A multi-stemmed tree from base and the northern stem consists of 3 stems fused together. It forms part of a group/bulking of this hedge. Light Ivy cover on the main trunk is extending up	Requires no work at the present time.	20+	B1

Tree No.	Tree Species	Ht. (m)	Stem Dia. (mm)	Branch Spread (m)	C-Ht. (m)	Age Class	Phys. Con.	Structural Condition Other Comments	Preliminary Recommendation	Remain Contribute in years	Cat. Grade
								N-north S-south E-east W- west MS- multi-stemmed	A- average Phys.-physiological.		
								into its crown. It has an asymmetrical crown formation due to past overcrowding/competition from neighbouring trees. It is weighed away from the site area.			
		The following two trees are growing up together forming part of the one group/canopy formation.									
0161	Ash <i>Fraxinus excelsior</i>	12	200/ 200	1N 3S 3E 3W	4	Early Mature	Fair	Fair It forms a twin-stemmed tree from base with an acute union formation between stems. It is located on the hedgerow bank behind a block wall, it possibly established here from seed after the wall was constructed. It is showing no signs of ill-health associated with past root damage.	Requires no work at the present time.	10-20	C1
0162	Ash <i>Fraxinus excelsior</i>	12	350/ 220	4N 2S 4E 5W	4	Mature	Fair	Fair/Poor It forms a twin-stemmed tree from base with an acute union formation between stems. Ivy cover on its main trunk is beginning to extend up into its crown. It is growing up on the adjoining landside of a low block wall and it possibly established here after the wall was constructed. It is showing no signs of ill-health associated with past root damage. Its lower branches have been cut back in order to raise up its crown to allow access to the ditch. It is infected within its crown by the fungus "Bacteria Canker of Ash".	Cut Ivy at ground level at present.	10-20	C1
Hedge 5(c)	Hawthorn <i>Crataegus monogyna</i> Elder <i>Sambucus</i> Privet	It extends on from hedge No. 5(b) and forms the boundary between two fields. It is of a mature age class in fair condition physiologically and in fair/poor condition structurally. It has been allowed to grow up tall and its sides have been trimmed in the past to prevent encroachment. It consists of clumps of Hawthorn, Elder, Privet, Blackthorn and Holly with in-fill areas of Bramble and Dogrose which dominate the lower vegetation. On the northern end of this							It would benefit from being cut to help stabilise and develop a better structured stock-proof hedge.		C2

Tree No.	Tree Species	Ht. (m)	Stem Dia. (mm)	Branch Spread (m)	C-Ht. (m)	Age Class	Phys. Con.	Structural Condition Other Comments	Preliminary Recommendation	Remain Contribute in years	Cat. Grade			
								N-north S-south E-east W- west MS- multi-stemmed	A- average Phys.-physiological.					
	<i>Ligustrum vulgare</i> Blackthorn <i>Prunus spinosa</i> Holly <i>ilex aquifolium</i> Bramble <i>Rubus fruticosus</i> Dogrose <i>Rosa canina</i>	hedge line, there is some Goat Willow.												
		<table border="1" style="margin-left: auto; margin-right: auto;"> <tr> <td>A4</td> <td>----</td> <td>A2E A3W</td> <td>----</td> </tr> </table> <p>The following are the more prominent trees within this section of hedge. There is no defined open boundary ditch in front of tree Nos.0163-0171.</p>						A4	----	A2E A3W	----			
A4	----	A2E A3W	----											
0163	Ash <i>Fraxinus excelsior</i>	12	360	4N 3S 3E 4W	4	Early Mature	Fair	Fair/Good It has a slightly asymmetrical crown formation. Ivy cover on its main trunk is beginning to extend up into its crown. It has developed a crown above the height of the hedge. This tree has potential for the future.	Ivy will require management in the short-term.	20+	B1			
0164	Ash <i>Fraxinus excelsior</i>	10	320	2N 3S 3E 3W	4	Early Mature	Fair	Fair It forms part of its canopy formation with a neighbouring tree and its crown structure has been slightly affected as a result. Its lower branches on the site side have been cut back in order to raise up its crown.	Requires no work at the present time.	20+	B1			
0165	Ash <i>Fraxinus excelsior</i>	10	260/300	4N 2S 4E 4W	4	Early Mature	Poor	Poor It forms a twin-stemmed tree from base with an acute union formation between stems. It is heavily infected by the fungus "Bacteria Canker of Ash". Its canopy is obstructing the development of tree No.0164; removal will give space for this tree to develop further.	I would recommend its removal as part of management.	<10	U			
0166	Ash <i>Fraxinus</i>	10	240	2N 3S	4	Early Mature	Fair	Fair They are growing up together forming part	Cut Ivy at ground level.	20+	C2			

Tree No.	Tree Species	Ht. (m)	Stem Dia. (mm)	Branch Spread (m)	C-Ht. (m)	Age Class	Phys. Con.	Structural Condition Other Comments	Preliminary Recommendation	Remain Contribute in years	Cat. Grade
								N-north S-south E-east W- west MS- multi-stemmed	A- average Phys.-physiological.		
& 0167	<i>excelsior</i>	10	240	3E 4W 3N 2S 3E 4W	4			of the one canopy formation. A secondary limb on tree No.0166 has been cut back to a stub during past hedge cutting works. They are both being suppressed by Ivy.			
		From this point on the open ditch re-appears but is located on the western side of the hedgerow, thus the hedge is located on the site side.									
0168	Ash <i>Fraxinus excelsior</i>	10	370/ 350	4N 4S 4E 5W	4	Early Mature	Fair	Fair/Good A twin-stemmed tree from its base. The lower branches on the site side have been cut off in order to raise up its crown during past hedge cutting works.	Requires no work at the present time.	20+	B1
		The following two trees are growing up together forming part of the one group/canopy formation.									
0169	Ash <i>Fraxinus excelsior</i>	12	320	2N 3S 3E 1W	5	Early Mature	Fair	Fair Its lower branches extending over the site area have been cut back during the past hedge cutting works. Light Ivy cover on the main trunk is extending up into its crown.	Requires no work at the present time.	10-20	C1
0170	Ash <i>Fraxinus excelsior</i>	14	300/ 340/ 290/ 160/ 180 5 stems	4N 4S 4E 5W	5	Mature	Fair	Fair It forms a multi-stemmed tree from base with an acute union formation between stems. The stems on the east side have been cut back/topped in the past to provide clearance of the adjacent overhead power line. Heavy Ivy cover on the main trunk is extending up into its crown increasing its wind sail. Its crown is showing signs of decline throughout, most likely due to infection by Ash Dieback (<i>Hymenoscyphus</i>	Cut Ivy at ground level. It will require ongoing work in the future to maintain clearance with the power line.	10-20	C1

Tree No.	Tree Species	Ht. (m)	Stem Dia. (mm)	Branch Spread (m)	C-Ht. (m)	Age Class	Phys . Con.	Structural Condition Other Comments	Preliminary Recommendation	Remain Contribute in years	Cat. Grade
								N-north S-south E-east W- west MS- multi-stemmed	A- average Phys.-physiological.		
								<i>fraxineus</i>). The visual assessment of its base is limited to some degree due to dense undergrowth and heavy Ivy cover. Its lower branches have been removed in order to raise up its crown during the recent hedge cutting works.			
0171	Ash <i>Fraxinus excelsior</i>	11	320	4N 3S 4E 4W	4	Early mature	Fair	Fair It is growing up above the hedge height. It divides at c.2m with an acute union formation. Its lower crown, extending out over the site area, has been cut back in the past, leaving its crown asymmetrical with large pruning wounds. Its crown is showing signs of decline throughout, most likely due to infection by Ash Dieback (<i>Hymenoscyphus fraxineus</i>).	Retain as part of the bulking within this area at present.	10-20	C1
Notes:											

